

Fitz

Creek

# 10-, 50-, 100-, & 500-Year Floods

THIS RUN EXECUTED 04/22/80 7.997

HFC2 RELEASE DATED NOV 74 UPDATED AUG 1977  
 ERROR CORR 01.02  
 MODIFICATION 50,51,52,53

T1	HICKORY NC										
T2	FLOOD HAZARD EVALUATION										
T3	FITZ CREEK 10-YEAR FLOOD										
J1	ICHECK	INO	KINV	IDIR	STRY	METRIC	MVINS	0	WSEL	FO	
	0.	2.	0.	0.	0.017600	0.	0.	0.	7014.800	0.	
J2	NPROF	IBLOT	PREVS	XSPCH	XSECH	FN	ALIDC	TRW	CHN14	ITRACF	
	1.000	0.	0.	5.000	100.000	0.	0.	0.	0.	0.	
J3	VARIABLE ORDER FOR SUMMARY PRINTOUT										
	38.000	1.000	50.000	25.000	13.000	14.000	15.000	38.000	0.	0.	
	38.000	1.000	50.000	57.000	40.000	41.000	53.000	54.000	38.000	0.	
	38.000	31.000	25.000	38.000	27.000	28.000	4.000	53.000	54.000	38.000	
NC	0.100	0.100	0.080	0.100	0.300	0.	0.	0.	0.	0.	0.
QT	5.000	540.000	900.000	1100.000	1600.000	1100.000	0.	0.	0.	0.	0.
ET	0.	0.	0.	0.	0.	7.400	0.	0.	0.	0.	0.
X1	1.000	10.000	97.000	104.000	0.	0.	0.	0.	907.840	0.	
GR	115.000	10.000	109.000	50.000	104.000	97.000	102.300	98.000	102.000	100.000	
GR	102.300	102.000	104.000	104.000	106.300	150.000	110.000	200.000	115.000	225.000	
X1	4.000	9.000	87.000	115.000	300.000	300.000	300.000	0.	907.840	0.	
GR	118.500	30.000	113.000	50.000	111.000	87.000	105.500	95.000	105.500	103.000	
GR	110.600	115.000	110.700	150.000	117.500	145.000	118.000	193.000	0.	0.	
X1	7.000	13.000	105.000	157.000	300.000	300.000	300.000	0.	907.840	0.	
GR	125.000	10.000	120.000	50.000	117.000	50.000	117.000	70.000	115.200	120.000	
GR	114.000	145.000	112.500	148.000	112.100	150.000	112.500	155.000	114.000	157.000	
GR	118.500	200.000	119.500	210.000	125.000	243.000	0.	0.	0.	0.	
X1	10.000	0.	0.	0.	300.000	300.000	300.000	0.	2.600	0.	
NC	0.100	0.090	0.070	0.	0.	0.	0.	0.	0.	0.	
X1	12.300	15.000	26.000	44.000	230.000	230.000	230.000	0.	0.	0.	
GR	1000.000	0.	1039.000	4.000	1035.500	10.000	1027.500	19.000	1027.200	80.000	
GR	1022.300	28.000	1021.700	36.000	1022.400	40.000	1028.100	04.000	1028.300	50.000	
GR	1027.500	74.000	1029.100	100.000	1031.400	140.000	1035.100	200.000	1000.000	250.000	
X1	17.000	11.000	66.000	84.000	470.000	470.000	470.000	0.	0.	0.	
GR	1000.000	0.	1030.200	50.000	1032.000	60.000	1030.200	07.000	1030.000	25.000	

PRINTED IN USA

PRINTED IN U.S.A.

GR	1030,200	82,000	1035,400	88,000	1035,200	100,000	1034,500	145,000	1037,300	150,000
GR	1000,000	172,000	0	0	0	0	0	0	0	0
ET	0	0	0	0	0	8,400	0	0	0	0
X1	19,150	19,000	189,000	198,000	215,000	215,000	215,000	0	20,400	0
GR	1048,700	0	1048,400	38,000	1047,400	50,000	1045,500	62,000	1042,500	100,000
GR	1040,900	150,000	1039,600	182,000	1038,500	189,000	1034,300	190,000	1034,200	193,000
GR	1034,400	197,000	1038,800	198,000	1038,700	200,000	1043,200	250,000	1046,500	278,000
GR	1047,400	289,000	1048,700	290,000	1048,900	300,000	1050,200	314,000	0	0
X1	19,350	19,000	189,000	198,000	20,000	20,000	20,000	0	0	0
X3	10,000	0	0	0	0	0	0	1039,500	1039,500	0
GR	1048,700	0	1048,400	38,000	1047,400	50,000	1045,500	62,000	1042,500	100,000
GR	1040,900	150,000	1039,600	182,000	1038,500	189,000	1034,300	190,000	1034,200	193,000
GR	1034,400	197,000	1038,800	198,000	1038,700	200,000	1043,200	250,000	1046,500	278,000
GR	1047,400	289,000	1048,700	290,000	1048,900	300,000	1050,200	314,000	0	0
ET	0	0	0	0	0	8,400	0	0	0	0
X1	19,550	9,000	182,000	189,000	20,000	20,000	20,000	0	0,200	0
GR	1050,000	0	1042,600	100,000	1041,300	182,000	1034,300	182,000	1034,300	189,000
GR	1041,300	189,000	1041,600	200,000	1044,300	250,000	1050,000	309,000	0	0
X1	19,850	9,000	182,000	189,000	30,000	30,000	30,000	0	0	0
BT	2,000	182,000	1041,300	1039,500	189,000	1041,300	1039,500	0	0	0
GR	1050,000	0	1042,600	100,000	1041,300	182,000	1035,000	182,000	1035,000	189,000
GR	1041,300	189,000	1041,600	200,000	1044,300	250,000	1050,000	309,000	0	0
X1	20,000	17,000	177,000	200,000	15,000	15,000	15,000	0	0	0
X3	10,000	0	0	0	0	0	0	1041,300	1041,300	0
GR	1050,000	0	1047,900	50,000	1043,500	100,000	1042,500	111,000	1042,200	126,000
GR	1041,600	144,000	1042,300	150,000	1041,400	177,000	1034,900	185,000	1034,300	188,000
GR	1034,900	194,000	1040,500	200,000	1043,600	250,000	1048,100	287,000	1048,600	299,000
GR	1048,600	300,000	1049,900	309,000	0	0	0	0	0	0
ET	0	0	0	0	0	9,400	0	0	0	0
X1	20,200	17,000	177,000	200,000	20,000	20,000	20,000	0	0	0
GR	1050,000	0	1047,900	50,000	1043,500	100,000	1042,500	111,000	1042,200	126,000
GR	1041,600	144,000	1042,300	150,000	1041,400	177,000	1034,900	185,000	1034,300	188,000
GR	1034,900	194,000	1040,500	200,000	1043,600	250,000	1048,100	287,000	1048,600	299,000
GR	1048,600	300,000	1049,900	309,000	0	0	0	0	0	0
QT	5,000	450,000	780,000	980,000	1560,000	980,000	0	0	0	0
X1	25,350	14,000	150,000	176,000	515,000	515,000	515,000	0	0	0
GR	1055,000	0	1052,800	9,000	1052,900	21,000	1052,400	33,000	1051,700	50,000
GR	1050,400	100,000	1048,000	150,000	1039,900	159,000	1038,700	166,000	1040,000	171,000
GR	1049,700	176,000	1051,700	200,000	1055,900	250,000	1060,000	300,000	0	0
X1	25,550	14,000	150,000	176,000	20,000	20,000	20,000	0	0	0
X3	10,000	0	0	0	0	0	0	1045,500	1045,500	0
GR	1055,000	0	1052,800	9,000	1052,900	21,000	1052,400	33,000	1051,700	50,000
GR	1050,400	100,000	1048,000	150,000	1039,900	159,000	1038,700	166,000	1040,000	171,000
GR	1049,700	176,000	1051,700	200,000	1055,900	250,000	1060,000	300,000	0	0
X1	25,700	13,000	169,000	175,000	15,000	15,000	15,000	0	0	0
BT	5,000	169,000	1050,700	1042,500	169,500	1050,700	1044,500	172,000	1050,700	1048,500
BT	174,500	1050,700	1044,500	175,000	1050,700	1042,500	0	0	0	0
GR	1055,000	0	1051,300	74,000	1056,000	100,000	1050,700	169,000	1042,500	109,000

PRINTED IN U.S.A.

GR	1040,500	169,500	1039,500	172,000	1040,500	174,500	1042,500	175,000	1050,700	175,000
GR	1051,600	200,000	1055,000	254,000	1040,000	312,000	0,	0,	0,	0,
XI	25,900	0,	0,	0,	20,000	20,000	20,000	0,	0,200	0,
BT	5,000	169,000	1050,700	1042,500	169,500	1050,700	1044,500	172,000	1050,700	1045,500
BT	174,500	1050,700	1044,500	175,000	1050,700	1042,500	0,	0,	0,	0,
XI	26,100	12,000	145,000	174,000	20,000	20,000	20,000	0,	0,	0,
GR	1055,000	0,	1052,500	50,000	1049,500	100,000	1048,100	145,000	1046,100	150,000
GR	1040,600	155,000	1040,600	158,000	1040,700	161,000	1051,000	174,000	1054,800	200,000
GR	1057,600	250,000	1040,300	251,000	0,	0,	0,	0,	0,	0,
XI	30,200	10,000	57,000	95,000	410,000	410,000	410,000	0,	0,	0,
GR	1058,800	0,	1055,600	50,000	1054,600	57,000	1046,300	76,000	1045,900	83,000
GR	1046,400	87,000	1055,000	95,000	1055,700	100,000	1058,900	150,000	1059,900	161,000
XI	31,000	10,000	57,000	95,000	80,000	80,000	80,000	0,	1,600	0,
GR	1058,800	0,	1055,600	50,000	1054,600	57,000	1046,300	76,000	1045,900	83,000
GR	1046,400	87,000	1055,000	95,000	1055,700	100,000	1058,900	150,000	1059,900	161,000
XI	31,500	10,000	57,000	95,000	50,000	50,000	50,000	0,	2,500	0,
GR	1058,800	0,	1055,600	50,000	1054,600	57,000	1046,300	76,000	1045,900	83,000
GR	1046,400	87,000	1055,000	95,000	1055,700	100,000	1058,900	150,000	1059,900	161,000
XI	32,000	10,000	57,000	95,000	50,000	50,000	50,000	0,	3,400	0,
GR	1058,800	0,	1055,600	50,000	1054,600	57,000	1046,300	76,000	1045,900	83,000
GR	1046,400	87,000	1055,000	95,000	1055,700	100,000	1058,900	150,000	1059,900	161,000
ET	0,	0,	0,	0,	0,	20,400	0,	0,	0,	0,
XI	32,750	10,000	57,000	95,000	75,000	75,000	75,000	0,	4,900	0,
GR	1058,800	0,	1055,600	50,000	1054,600	57,000	1046,300	76,000	1045,900	83,000
GR	1046,400	87,000	1055,000	95,000	1055,700	100,000	1058,900	150,000	1059,900	161,000
XI	33,500	10,000	57,000	95,000	75,000	75,000	75,000	0,	6,300	0,
GR	1058,800	0,	1055,600	50,000	1054,600	57,000	1046,300	76,000	1045,900	83,000
GR	1046,400	87,000	1055,000	95,000	1055,700	100,000	1058,900	150,000	1059,900	161,000
XI	35,600	10,000	72,000	105,000	210,000	210,000	210,000	0,	0,800	0,
GR	1067,400	0,	1066,500	50,000	1065,600	72,000	1057,100	84,000	1057,000	90,000
GR	1057,500	97,000	1061,900	100,000	1065,100	105,000	1067,500	150,000	1068,800	168,000
XI	36,000	10,000	72,000	105,000	40,000	40,000	40,000	0,	0,	0,
GR	1067,400	0,	1066,500	50,000	1065,600	72,000	1057,100	84,000	1057,000	90,000
GR	1057,500	97,000	1061,900	100,000	1065,100	105,000	1067,500	150,000	1068,800	168,000
XI	36,400	9,000	72,000	105,000	40,000	40,000	40,000	0,	0,300	0,
GR	1067,400	0,	1065,600	72,000	1057,100	84,000	1057,000	90,000	1057,500	97,000
GR	1061,900	100,000	1065,100	105,000	1067,500	150,000	1068,800	168,000	0,	0,
XI	36,550	0,	0,	0,	15,000	15,000	15,000	0,	0,250	0,
ET	0,	0,	0,	0,	0,	7,400	0,	0,	0,	0,
XI	36,700	9,000	87,000	93,000	15,000	15,000	15,000	0,	1,500	0,

PRINTED IN U.S.A.

BT	5,000	87,000	1064,600	1060,200	88,000	1064,600	1062,200	90,000	1064,600	1063,000
BT	92,000	1064,600	1062,200	93,000	1064,600	1060,200	0	0	0	0
GR	1067,400	0	1064,800	87,000	1060,000	87,000	1057,800	88,000	1055,500	90,000
GR	1057,800	92,000	1060,000	93,000	1064,800	93,000	1065,000	105,000	1069,000	170,000
X1	37,000	0	0	0	30,000	30,000	30,000	0	0,700	0
BT	5,000	87,000	1065,300	1060,900	88,000	1065,300	1062,900	90,000	1065,300	1063,700
BT	92,000	1065,300	1062,900	93,000	1065,300	1060,900	0	0	0	0
X1	37,500	0	0	0	50,000	50,000	50,000	0	0,940	0
BT	5,000	87,000	1066,100	1061,900	88,000	1066,100	1063,900	90,000	1066,100	1064,700
BT	92,000	1066,100	1063,900	93,000	1066,100	1061,900	0	0	0	0
ET	0	0	0	0	0	10,400	0	0	0	0
X1	38,000	0	0	0	50,000	50,000	50,000	0	0,940	0
BT	5,000	87,000	1067,100	1062,900	88,000	1067,100	1064,900	90,000	1067,100	1065,700
BT	92,000	1067,100	1064,900	93,000	1067,100	1062,900	0	0	0	0
ET	0	0	0	0	0	10,400	0	0	0	0
X1	38,500	0	0	0	50,000	50,000	50,000	0	0,940	0
BT	5,000	87,000	1068,100	1063,900	88,000	1068,100	1065,900	90,000	1068,100	1066,700
BT	92,000	1068,100	1065,900	93,000	1068,100	1063,900	0	0	0	0
X1	39,000	0	0	0	50,000	50,000	50,000	0	0,940	0
BT	5,000	87,000	1069,100	1064,900	88,000	1069,100	1066,900	90,000	1069,100	1067,700
BT	92,000	1069,100	1066,900	93,000	1069,100	1064,900	0	0	0	0
X1	39,500	0	0	0	50,000	50,000	50,000	0	0,940	0
BT	5,000	87,000	1070,100	1065,900	88,000	1070,100	1067,900	90,000	1070,100	1068,700
BT	92,000	1070,100	1067,900	93,000	1070,100	1065,900	0	0	0	0
X1	40,000	0	0	0	50,000	50,000	50,000	0	0,940	0
BT	5,000	87,000	1071,100	1066,900	88,000	1071,100	1068,900	90,000	1071,100	1069,700
BT	92,000	1071,100	1068,900	93,000	1071,100	1066,900	0	0	0	0
X1	40,500	0	0	0	50,000	50,000	50,000	0	0,940	0
BT	5,000	87,000	1072,100	1067,900	88,000	1072,100	1069,900	90,000	1072,100	1070,700
BT	92,000	1072,100	1069,900	93,000	1072,100	1067,900	0	0	0	0
X1	41,000	0	0	0	50,000	50,000	50,000	0	0,940	0
BT	5,000	87,000	1073,100	1068,900	88,000	1073,100	1070,900	90,000	1073,100	1071,700
BT	92,000	1073,100	1070,900	93,000	1073,100	1068,900	0	0	0	0
X1	41,500	0	0	0	50,000	50,000	50,000	0	0,940	0
BT	5,000	87,000	1074,100	1069,900	88,000	1074,100	1071,900	90,000	1074,100	1072,700
BT	92,000	1074,100	1071,900	93,000	1074,100	1069,900	0	0	0	0
X1	42,000	9,000	157,000	161,000	50,000	50,000	50,000	0	0,300	0
BT	2,000	157,000	1080,800	1076,500	161,000	1080,600	1076,500	0	0	0
GR	1085,000	26,000	1082,000	100,000	1080,800	157,000	1067,500	157,000	1067,500	161,000
GR	1080,700	161,000	1080,800	200,000	1082,000	250,000	1084,300	305,000	0	0
ET	0	0	0	0	0	6,400	0	0	0	0
X1	42,500	0	0	0	50,000	50,000	50,000	0	0,940	0

PRINTED IN U.S.A.

BT	2,000	157,000	1080,800	1070,500	161,000	1080,600	1076,500	0.	0.	0.
NC	0,070	0,070	0,060	0.	0.	0.	0.	0.	0.	0.
ET	0.	0.	0.	0.	0.	4,400	0.	0.	0.	0.

XI	42,600	14,000	130,000	178,000	10,000	10,000	10,000	0.	0,150	0.
GR	1085,000	0.	1082,000	50,000	1081,700	57,000	1079,500	100,000	1079,000	127,000
GR	1078,400	130,000	1069,100	145,000	1068,300	150,000	1069,200	154,000	1079,200	178,000
GR	1079,200	200,000	1079,700	222,000	1084,100	250,000	1084,900	255,000	0.	0.

XI	44,300	11,000	73,000	125,000	170,000	170,000	170,000	0.	0,700	0.
GR	1097,700	0.	1083,000	50,000	1077,500	73,000	1074,100	82,000	1072,400	87,000
GR	1073,900	93,000	1075,000	100,000	1076,100	106,000	1081,200	125,000	1095,300	150,000
GR	1097,400	158,000	0.	0.	0.	0.	0.	0.	0.	0.

XI	44,400	0.	0.	0.	10,000	10,000	10,000	0.	0,150	0.
----	--------	----	----	----	--------	--------	--------	----	-------	----

XI	44,500	10,000	315,500	321,500	10,000	10,000	10,000	0.	-1,000	0.
GR	1102,000	0.	1097,200	250,000	1099,100	315,500	1077,500	315,500	1075,500	316,250
GR	1074,500	318,500	1075,500	320,750	1077,500	321,500	1099,100	321,500	1103,700	450,000

XI	44,600	10,000	315,500	321,500	10,000	10,000	10,000	0.	-0,500	0.
BT	5,000	315,500	1098,200	1077,500	316,250	1098,200	1079,500	318,500	1098,200	1080,500
BT	320,750	1098,200	1079,500	321,500	1098,200	1077,500	0.	0.	0.	0.
GR	1102,000	0.	1097,200	250,000	1099,100	315,500	1077,500	315,500	1075,500	316,250
GR	1074,500	318,500	1075,500	320,750	1077,500	321,500	1099,100	321,500	1103,700	450,000

XI	45,200	0.	0.	0.	60,000	60,000	60,000	0.	1,700	0.
BT	5,000	315,500	1100,300	1077,500	316,250	1100,300	1079,500	318,500	1100,300	1080,500
BT	320,750	1100,300	1079,500	321,500	1100,300	1077,500	0.	0.	0.	0.
ET	0.	0.	0.	0.	0.	12,400	0.	0.	0.	0.

XI	45,300	10,000	81,000	87,000	10,000	10,000	10,000	0.	-4,500	0.
BT	5,000	81,000	1101,300	1083,250	82,000	1101,300	1085,500	84,000	1101,300	1086,300
BT	86,000	1101,300	1085,500	87,000	1101,300	1083,250	0.	0.	0.	0.
GR	1104,800	0.	1102,300	81,000	1083,250	81,000	1081,000	82,000	1080,300	84,000
GR	1081,000	86,000	1083,250	87,000	1102,300	87,000	1099,000	200,000	1105,000	300,000
ET	0.	0.	0.	0.	0.	9,400	0.	0.	0.	0.

XI	45,900	0.	0.	0.	60,000	60,000	60,000	0.	2,200	0.
BT	5,000	81,000	1103,500	1083,250	82,000	1103,500	1085,500	84,000	1103,500	1086,300
BT	86,000	1103,500	1085,500	87,000	1103,500	1083,250	0.	0.	0.	0.
ET	0.	0.	0.	0.	0.	15,400	0.	0.	0.	0.

XI	46,200	0.	0.	0.	30,000	30,000	30,000	0.	0,900	0.
----	--------	----	----	----	--------	--------	--------	----	-------	----

XI	46,800	0.	0.	0.	60,000	60,000	60,000	0.	1,700	0.
----	--------	----	----	----	--------	--------	--------	----	-------	----

XI	47,000	8,000	43,000	66,000	20,000	20,000	20,000	0.	0.	0.
XI	10,000	0.	0.	0.	0.	0.	0.	1104,100	1104,100	0.
GR	1106,700	0.	1086,800	40,000	1085,300	43,000	1081,900	46,000	1081,700	50,000
GR	1081,700	53,000	1087,800	66,000	1091,400	100,000	0.	0.	0.	0.

XI	50,750	9,000	38,000	60,000	375,000	375,000	375,000	0.	0.	0.
GR	1106,000	0.	1098,700	18,000	1093,200	50,000	1093,100	83,000	1093,500	50,000

GR 1098,500 60,000 1099,600 100,000 1100,700 113,000 1109,000 138,000 0, 0,

XI 51,000 0, 0, 0, 25,000 25,000 25,000 0, 2,400 0,

XI 51,250 12,000 220,000 224,000 25,000 25,000 25,000 0, -2,500 0,  
BT 5,000 220,000 1105,000 1099,500 220,750 1105,000 1101,000 222,000 1105,000 1101,600  
BT 223,250 1105,000 1101,000 224,000 1105,000 1099,500 0, 0, 0,  
GR 1103,400 0, 1108,000 100,000 1107,500 150,000 1107,500 220,000 1102,000 220,000  
GR 1100,500 220,750 1100,100 222,000 1100,500 223,250 1102,000 224,000 1107,500 224,000  
GR 1107,700 250,000 1109,000 310,000 0, 0, 0, 0, 0, 0,

XI 51,750 12,000 220,000 224,000 50,000 50,000 50,000 0, 0, 0,  
BT 5,000 220,000 1107,500 1102,000 220,750 1107,500 1103,500 222,000 1107,500 1104,100  
BT 223,250 1107,500 1103,500 224,000 1107,500 1102,000 0, 0, 0,  
GR 1103,400 0, 1108,000 100,000 1107,500 150,000 1107,500 220,000 1102,000 220,000  
GR 1100,500 220,750 1100,100 222,000 1100,500 223,250 1102,000 224,000 1107,500 224,000  
GR 1107,700 250,000 1109,000 310,000 0, 0, 0, 0, 0, 0,

XI 52,000 13,000 70,000 78,000 25,000 25,000 25,000 0, 0, 0,  
XJ 10,000 0, 0, 0, 0, 0, 0, 7107,500 1107,500 0,  
GR 1110,000 0, 1103,500 84,000 1103,300 50,000 1103,000 70,000 1100,800 72,000  
GR 1100,800 74,000 1101,000 76,000 1102,500 78,000 1102,500 100,000 1104,000 122,000  
GR 1109,700 138,000 1110,500 150,000 1110,000 159,000 0, 0, 0, 0,

XI 52,250 0, 0, 0, 25,000 25,000 25,000 0, 0, 0,  
EJ 0, 0, 0, 0, 0, 0, 0, 0, 0, 0,

PRINTED IN U.S.A.

\*\*\*\*\*  
HEC2 RELEASE DATED NOV 76 UPDATED AUG 1977  
ERROR CORR 01.02  
MODIFICATION 50,51,52,53  
\*\*\*\*\*

T1 HICKORY NC 00000000  
T2 FLOOD HAZARD EVALUATION 00000000  
T3 FITZ CREEK 50-YEAR FLOOD 00000000

J1 ICHECK IND NINV JDYR STRT METRIC HVINS 0 WSEL FO  
0. 3. 0. 0' 0.017660 0. 0. 0. 1015.600 0.

J2 NPRDF IPLDI PREVS XSECU XSECH EN ALLUC IBW CHNIM ITRACE  
2.000 0. 0. 5.000 100.000 0. 0. 0. 0. 0.

PRINTED IN U.S.A.



\*\*\*\*\*  
HEC2 RELEASE DATED NOV 76 UPDATED AUG 1977  
ERROR CORR = 01,02  
MODIFICATION = 50,51,52,53  
\*\*\*\*\*

T1 HICKORY NC 00000000  
T2 FLOOD HAZARD EVALUATION 00000000  
T3 FITZ CREEK 100-YEAR FLOOD 00000000

J1 ICHECK INQ NINV IDIR STRT METRIC HVINS 0 WSEL EQ  
0. 4. 0. 0' 0.017660 0. 0. 0. 1016.000 0.

J2 NPROF IPLDT PRFVS XSECV XSECH FN ALLDC IBW CHNIM ATRACE  
3.000 0. 0. 5.000 100.000 0. 0. 0. 0. 0.

PRINTED IN U.S.A.

\*\*\*\*\*  
MEC2 RELEASE DATED NOV 76 UPDATED APR 1977  
ERROR CORR 01,02  
MODIFICATION 50,51,52,53  
\*\*\*\*\*

I1 HICKORY NC 00000000  
I2 FLOOD HAZARD EVALUATION 00000000  
I3 FITZ FREEK 500-YEAR FLOOD 00000000

J1 ICHECK INQ NINV IDJR STRY METRIC HVINS 0 NSEL FD  
0. 5. 0. 0. 0.017660 0. 0. 0. 1016,800 0.

J2 NPROF IPLOT PRFVS XSECV XSECH EN ALLOC IBW CHNIM ITRACE  
15,000 0. 0. 5,000 100,000 0. 0. 0. 0. 0.

PRINTED IN U.S.A.

\*\*\*\*\*  
 HEC2 RELEASE DATED NOV 76 UPDATED APR 1977  
 ERROR CORR = 01,02  
 MODIFICATION = 50,51,52,53  
 \*\*\*\*\*

NOTE - ASTERISK (\*) AT LEFT OF CROSS-SECTION NUMBER INDICATES MESSAGE IN SUMMARY OF ERRORS LIST

FITZ CREEK 10-Y  
 SUMMARY PRINTOUT

SECNO	CWSEL	DJFNSP	AREA	Q108	QCH	QROB	SECNO
1.000	1014.82	0.	150.87	107.90	178.77	253.33	1.00
1.000	1015.60	0.78	237.18	198.21	231.88	469.91	1.00
1.000	1015.95	0.35	276.38	250.88	258.16	590.95	1.00
1.000	1016.80	0.85	387.37	413.37	326.94	909.69	1.00
4.000	1019.10	0.	137.85	0.29	513.74	29.97	4.00
4.000	1020.01	0.91	207.87	15.20	761.59	123.21	4.00
4.000	1020.41	0.40	230.29	33.42	881.70	184.67	4.00
4.000	1021.34	0.93	335.85	128.68	1189.24	372.07	4.00
7.000	1024.16	0.	128.71	176.50	295.54	67.95	7.00
7.000	1025.00	0.84	228.79	382.23	377.37	140.40	7.00
7.000	1025.35	0.36	270.22	510.00	411.05	178.94	7.00
7.000	1026.20	0.85	397.78	888.86	503.02	298.12	7.00
10.000	1027.80	0.	248.68	241.01	211.83	86.37	10.00
10.000	1028.55	0.75	355.34	489.83	285.09	155.08	10.00
10.000	1028.87	0.32	404.02	582.39	322.38	195.23	10.00
10.000	1029.67	0.80	524.06	931.45	418.06	340.50	10.00
12.300	1029.02	0.	177.81	19.34	459.79	60.87	12.30
12.300	1029.94	0.92	255.94	45.56	640.71	213.73	12.30
12.300	1030.34	0.40	298.48	60.50	725.29	314.20	12.30
12.300	1031.30	0.95	410.85	104.66	937.58	647.76	12.30
17.000	1033.93	0.	62.67	6.04	533.96	0.	17.00
* 17.000	1035.53	1.59	138.55	52.12	789.39	98.40	17.00
* 17.000	1035.91	0.39	177.12	73.98	889.60	136.42	17.00
17.000	1036.89	0.97	268.73	158.92	1104.39	426.69	17.00
19.150	1040.49	0.	110.21	73.08	383.62	83.29	19.15
19.150	1041.29	0.80	192.59	219.98	490.55	189.47	19.15
19.150	1041.66	0.37	235.22	317.20	530.88	251.92	19.15
19.150	1042.40	0.74	337.26	619.09	641.71	429.20	19.15
19.350	1040.91	0.	127.63	75.42	379.80	84.77	19.35
19.350	1041.78	0.87	207.88	240.41	475.53	194.06	19.35
19.350	1042.13	0.35	245.49	327.28	516.87	255.86	19.35
19.350	1042.90	0.77	357.69	635.59	621.19	433.21	19.35

PRINTED IN U.S.A.

SECNO	CWSEL	DIFNSP	AREA	Q1OR	QCH	QRDR	SECNO
* 19.550	1040.17	0.	30.72	0.	540.00	0.	19.55
* 19.550	1043.23	3.05	184.59	266.89	910.48	122.63	19.55
* 19.550	1043.43	0.21	210.49	376.32	555.75	167.93	19.55
* 19.550	1043.91	0.48	284.83	712.40	664.30	313.30	19.55
19.850	1043.87	0.	278.42	326.63	118.79	94.58	19.85
19.850	1044.38	0.52	361.33	568.58	152.67	181.75	19.85
19.850	1044.65	0.26	407.34	693.73	164.94	241.32	19.85
19.850	1045.27	0.63	521.47	1068.51	198.73	422.76	19.85
20.000	1043.91	0.	190.28	96.95	369.93	73.11	20.00
20.000	1044.44	0.53	484.24	197.76	554.00	148.24	20.00
20.000	1044.70	0.26	528.98	261.01	643.90	195.10	20.00
20.000	1045.34	0.64	649.71	462.18	884.16	343.66	20.00
20.200	1043.93	0.	401.51	97.60	368.81	73.59	20.20
20.200	1044.47	0.55	490.35	200.03	550.09	149.88	20.20
20.200	1044.75	0.27	537.08	264.25	638.31	197.43	20.20
20.200	1045.41	0.66	651.60	448.52	873.27	348.21	20.20
25.350	1044.76	0.	84.35	0.	450.00	0.	25.35
25.350	1045.90	1.13	107.85	0.	780.00	0.	25.35
25.350	1046.44	0.54	118.89	0.	980.00	0.	25.35
25.350	1047.76	1.32	151.08	0.	1560.00	0.	25.35
25.550	1045.05	0.	90.05	0.	450.00	0.	25.55
25.550	1046.39	1.34	118.77	0.	780.00	0.	25.55
25.550	1047.06	0.67	134.32	0.	980.00	0.	25.55
25.550	1048.74	1.68	181.32	6.00	1554.00	0.	25.55
* 25.700	1044.72	0.	22.05	0.	440.99	0.	25.70
* 25.700	1051.84	7.12	138.71	529.10	245.93	4.96	25.70
* 25.700	1052.11	0.27	171.63	720.26	241.40	18.34	25.70
* 25.700	1052.41	0.30	214.89	1203.57	303.55	52.87	25.70
25.900	1052.04	0.	135.61	304.58	142.58	2.83	25.90
25.900	1053.04	1.01	282.66	621.88	115.10	43.02	25.90
25.900	1053.27	0.22	321.22	788.16	127.35	64.49	25.90
25.900	1053.94	0.67	448.43	1264.43	149.04	146.53	25.90
26.100	1052.24	0.	445.75	127.30	321.45	1.25	26.10
26.100	1053.17	0.93	575.45	270.94	501.90	7.16	26.10
26.100	1053.41	0.25	612.93	355.54	613.33	11.14	26.10
26.100	1054.11	0.70	731.86	627.06	904.41	28.53	26.10
30.200	1052.52	0.	132.02	0.	450.00	0.	30.20
30.200	1053.60	1.08	167.31	0.	780.00	0.	30.20
30.200	1053.99	0.39	181.05	0.	980.00	0.	30.20
30.200	1055.02	1.03	220.02	0.37	1559.63	0.00	30.20
31.000	1052.92	0.	97.32	0.	450.00	0.	31.00
31.000	1054.20	1.28	134.53	0.	780.00	0.	31.00
31.000	1054.74	0.54	151.95	0.	980.00	0.	31.00
31.000	1056.10	1.36	190.75	0.	1560.00	0.	31.00

SECNO	CWSEL	DTRHP	AREA	QJOB	GCH	GRB	SECNO
31.500	1053.44	0.	87.28	0.	450.00	0.	31.50
31.500	1054.83	1.39	126.20	0.	780.00	0.	31.50
31.500	1055.45	0.62	146.73	0.	980.00	0.	31.50
31.500	1056.96	1.51	194.10	0.	1560.00	0.	31.50
32.000	1054.13	0.	82.01	0.	450.00	0.	32.00
32.000	1055.58	1.44	121.65	0.	780.00	0.	32.00
32.000	1056.25	0.67	142.40	0.	980.00	0.	32.00
32.000	1057.84	1.59	197.05	0.	1560.00	0.	32.00
32.750	1055.40	0.	74.26	0.	450.00	0.	32.75
32.750	1056.65	1.45	114.97	0.	700.00	0.	32.75
32.750	1057.55	0.70	134.05	0.	980.00	0.	32.75
32.750	1059.19	1.64	191.93	0.	1560.00	0.	32.75
33.500	1056.85	0.	77.37	0.	450.00	0.	33.50
33.500	1058.28	1.43	114.78	0.	780.00	0.	33.50
33.500	1058.98	0.70	134.99	0.	980.00	0.	33.50
33.500	1060.63	1.65	194.42	0.	1560.00	0.	33.50
35.600	1060.72	0.	73.94	0.	450.00	0.	35.60
35.600	1062.23	1.51	112.04	0.	780.00	0.	35.60
35.600	1062.95	0.73	132.10	0.	980.00	0.	35.60
35.600	1064.64	1.68	184.56	0.	1559.25	0.74	35.60
36.000	1061.45	0.	74.56	0.	450.00	0.	36.00
36.000	1062.99	1.54	114.92	0.	780.00	0.	36.00
36.000	1063.73	0.74	131.04	0.	980.00	0.	36.00
36.000	1065.44	1.71	184.85	0.	1559.21	0.79	36.00
36.400	1062.23	0.	85.15	0.	450.00	0.	36.40
36.400	1063.84	1.61	124.80	0.	780.00	0.	36.40
36.400	1064.61	0.77	144.05	0.	980.00	0.	36.40
36.400	1066.37	1.76	219.38	2.88	1506.64	10.48	36.40
36.550	1062.42	0.	84.79	0.	450.00	0.	36.55
36.550	1064.04	1.62	124.55	0.	780.00	0.	36.55
36.550	1064.82	0.78	144.82	0.	980.00	0.	36.55
36.550	1066.57	1.75	214.89	2.14	1548.65	9.20	36.55
36.700	1067.73	0.	81.33	123.38	299.92	26.89	36.70
36.700	1068.33	0.60	122.98	302.42	381.01	56.56	36.70
36.700	1068.67	0.34	151.70	504.21	402.47	73.32	36.70
36.700	1069.17	0.51	201.19	942.47	484.92	112.61	36.70
37.000	1069.42	0.	157.07	236.81	179.45	33.73	37.00
37.000	1070.17	0.75	239.79	517.78	207.99	54.22	37.00
37.000	1070.48	0.31	262.07	687.11	227.06	65.83	37.00
37.000	1071.27	0.79	338.62	1187.78	274.07	98.15	37.00
37.500	1070.40	0.	162.19	236.69	180.09	33.22	37.50
37.500	1071.15	0.74	234.26	516.11	210.41	53.47	37.50
37.500	1071.49	0.35	260.68	687.83	227.31	64.87	37.50
37.500	1072.36	0.87	354.27	1194.39	269.01	96.60	37.50

SECNO	CWSEL	DIFWBP	AREA	QLOP	QCH	QROB	SECNO	
38.000	1071.34	0,	161,09	235,92	180,84	33,24	38,00	
38.000	1072.08	0,75	238,85	516,01	210,46	53,52	38,00	
38.000	1072.45	0,36	270,74	689,23	225,94	64,82	38,00	
38.000	1073.34	0,89	358,83	1196,91	266,62	96,47	38,00	
38.500	1072.28	0,	161,17	236,25	180,48	33,27	38,50	
38.500	1073.03	0,75	238,61	516,10	210,34	53,56	38,50	
38.500	1073.39	0,36	271,64	690,46	224,75	64,79	38,50	
38.500	1074.29	0,90	360,62	1198,77	264,84	96,39	38,50	
39.000	1073.22	0,	161,64	236,95	179,74	33,30	39,00	
39.000	1073.97	0,75	238,18	517,04	209,41	53,55	39,00	
39.000	1074.33	0,36	270,55	689,76	225,36	64,89	39,00	
39.000	1075.23	0,90	360,70	1199,26	264,33	96,41	39,00	
39.500	1074.16	0,	161,39	236,97	179,70	33,33	39,50	
39.500	1074.91	0,75	238,09	517,28	209,14	53,50	39,50	
39.500	1075.27	0,37	270,50	690,06	225,03	64,91	39,50	
39.500	1076.17	0,90	359,93	1199,00	264,52	96,48	39,50	
40.000	1075.10	0,	161,14	237,00	179,64	33,36	40,00	
40.000	1075.85	0,74	238,51	517,00	209,36	53,64	40,00	
40.000	1076.21	0,37	271,73	691,61	223,53	64,86	40,00	
40.000	1077.12	0,90	360,42	1199,78	263,74	96,47	40,00	
40.500	1076.05	0,	161,79	237,86	178,74	33,39	40,50	
40.500	1076.79	0,75	238,04	517,89	208,47	53,63	40,50	
40.500	1077.15	0,36	271,27	691,52	223,57	64,91	40,50	
40.500	1078.06	0,91	361,07	1200,70	262,84	96,46	40,50	
41.000	1076.98	0,	161,81	238,14	178,44	33,42	41,00	
41.000	1077.73	0,75	238,40	518,60	207,76	53,64	41,00	
41.000	1078.09	0,36	270,35	690,98	224,02	65,00	41,00	
41.000	1079.00	0,90	360,65	1200,76	262,73	96,51	41,00	
41.500	1077.92	0,	161,15	237,78	178,77	33,44	41,50	
41.500	1078.67	0,74	238,61	518,11	208,18	53,71	41,50	
41.500	1079.04	0,37	271,34	692,30	222,74	64,96	41,50	
41.500	1079.94	0,90	360,35	1200,91	262,54	96,55	41,50	
*	42.000	1078.78	0,	37,20	0,	449,99	0,	42,00
*	42.000	1081.97	3,19	157,69	154,93	298,03	327,05	42,00
*	42.000	1082.17	0,20	187,40	234,19	305,26	440,54	42,00
*	42.000	1082.55	0,38	248,50	488,37	345,88	755,75	42,00
42.500	1083.19	0,	208,35	132,85	124,13	193,02	42,50	
42.500	1083.83	0,64	318,05	278,19	128,36	373,49	42,50	
42.500	1084.07	0,24	363,26	363,96	136,33	479,72	42,50	
42.500	1084.69	0,62	498,52	618,72	151,94	789,34	42,50	
42.600	1083.28	0,	931,66	65,50	324,22	60,28	42,60	
42.600	1083.93	0,65	1070,89	135,18	527,00	117,83	42,60	
42.600	1084.18	0,26	1130,22	180,02	646,00	153,98	42,60	
42.600	1084.83	0,65	1290,04	324,41	966,72	268,87	42,60	

PRINTED IN U.S.A.

PRINTED IN U.S.A.  
PRINTED IN U.S.A.

SECNO	CMSL	DIFNSP	AREA	Q1 OR	QCH	QROR	SECNO
44.300	1083.28	0.	196.65	32.58	417.05	0.37	44.30
44.300	1083.93	0.65	447.04	66.26	712.23	1.51	44.30
44.300	1084.18	0.25	467.50	89.13	888.43	2.44	44.30
44.300	1084.81	0.63	510.83	163.54	1390.05	6.42	44.30
44.400	1083.28	0.	485.40	31.46	418.26	0.28	44.40
44.400	1083.93	0.65	435.30	63.45	715.27	1.28	44.40
44.400	1084.18	0.26	455.59	85.75	892.13	2.12	44.40
44.400	1084.82	0.64	507.51	158.69	1395.52	5.79	44.40
44.500	1082.34	0.	47.79	0.	450.00	0.	44.50
* 44.500	1082.40	0.07	48.17	0.	780.00	0.	44.50
* 44.500	1083.73	1.32	51.11	0.	980.00	0.	44.50
* 44.500	1087.18	3.46	74.86	0.	1560.00	0.	44.50
* 44.600	1081.60	0.	28.50	0.	449.99	0.	44.60
* 44.600	1080.50	-1.10	28.50	0.	779.99	0.	44.60
* 44.600	1080.50	0.	28.50	0.	979.99	0.	44.60
* 44.600	1098.85	18.35	231.48	1403.97	156.02	0.	44.60
* 45.200	1099.54	0.	75.82	351.32	98.68	0.	45.20
45.200	1100.33	0.78	179.94	732.04	47.96	0.	45.20
45.200	1101.65	1.32	455.99	952.92	27.08	0.	45.20
45.200	1101.44	-0.21	401.73	1512.71	47.29	0.	45.20
45.300	1100.16	0.	631.72	0.	22.15	427.85	45.30
45.300	1100.67	0.51	731.87	2.48	31.91	745.61	45.30
45.300	1101.72	1.05	960.73	31.51	27.41	921.08	45.30
45.300	1101.69	-0.03	951.72	47.51	43.91	1468.58	45.30
45.900	1100.18	0.	331.82	0.	36.03	413.97	45.90
45.900	1100.71	0.53	400.38	0.	47.74	732.26	45.90
45.900	1101.75	1.04	534.82	0.	18.25	941.75	45.90
45.900	1101.76	0.01	538.55	0.	60.60	1499.40	45.90
46.200	1100.23	0.	297.87	0.	255.98	194.02	46.20
46.200	1100.80	0.58	387.61	0.	345.90	434.10	46.20
46.200	1101.82	1.01	580.11	7.18	273.21	699.61	46.20
46.200	1101.93	0.12	600.85	14.83	414.07	1131.10	46.20
46.800	1100.31	0.	138.96	0.	422.78	27.22	46.80
46.800	1100.93	0.63	180.97	0.	635.86	144.14	46.80
46.800	1101.89	0.96	297.99	0.	563.99	416.01	46.80
46.800	1102.14	0.23	330.28	0.	807.61	752.39	46.80
47.000	1100.51	0.	386.99	0.	450.00	0.	47.00
47.000	1101.31	0.80	405.37	0.	780.00	0.	47.00
47.000	1102.07	0.76	422.86	0.	980.00	0.	47.00
47.000	1102.46	0.38	431.63	0.	1560.00	0.	47.00
50.750	1100.55	0.	191.57	8.04	363.23	78.73	50.75
50.750	1101.47	0.92	279.38	26.85	538.57	214.58	50.75
50.750	1102.31	0.84	351.81	48.99	596.32	334.70	50.75
50.750	1103.01	0.70	431.30	97.40	866.54	596.06	50.75

SECNO	CWSEL	DJFWSP	AREA	WLOB	DCH	WROB	SECNO
51,000	1100,00	0,	57,82	0,	480,00	0,	51,00
* 51,000	1101,00	0,96	74,63	0,	779,89	0,11	51,00
* 51,000	1102,18	1,18	132,00	6,18	900,19	73,63	51,00
* 51,000	1103,28	1,10	210,92	36,94	1188,79	334,27	51,00
* 51,250	1103,20	0,	62,50	388,20	61,80	0,	51,25
* 51,250	1103,81	0,61	107,93	731,40	58,50	0,	51,25
* 51,250	1104,20	0,39	126,58	927,85	52,15	0,	51,25
* 51,250	1105,23	1,03	234,67	1520,02	39,87	0,10	51,25
51,750	1106,21	0,	92,65	412,86	37,14	0,	51,75
51,750	1106,91	0,70	145,13	745,00	35,00	0,	51,75
51,750	1107,17	0,26	162,31	943,85	36,15	0,	51,75
* 51,750	1107,73	0,56	234,67	1520,02	39,87	0,10	51,75
* 52,000	1105,92	0,	36,68	0,	450,00	0,	52,00
* 52,000	1107,52	1,60	437,87	250,66	117,51	402,83	52,00
52,000	1107,80	0,29	470,97	332,15	143,12	504,73	52,00
52,000	1108,51	0,70	554,48	549,80	212,67	797,53	52,00
52,250	1108,50	0,	554,71	188,48	61,43	230,09	52,25
52,250	1107,54	-0,95	440,81	260,10	117,17	402,73	52,25
52,250	1107,84	0,29	475,21	332,88	142,57	504,55	52,25
52,250	1108,56	0,72	567,41	551,34	211,61	797,04	52,25

PRINTED IN U.S.A.



FITZ CREEK 10-y  
SUMMARY PRINTOUT

SECNO	CWSEL	DIFWSP	DIFWSX	ELTRD	ELLC	SSTA	ENDBT	SECNO
1.000	1014.82	0.	0.	0.	0.	68.99	159.19	1.00
1.000	1015.60	0.78	0.	0.	0.	61.66	169.73	1.00
1.000	1015.95	0.35	0.	0.	0.	58.37	174.46	1.00
1.000	1016.80	0.85	0.	0.	0.	50.38	185.95	1.00
4.000	1019.10	0.	4.28	0.	0.	81.96	151.26	4.00
4.000	1020.01	0.91	4.41	0.	0.	65.26	153.25	4.00
4.000	1020.41	0.40	4.46	0.	0.	57.94	154.13	4.00
4.000	1021.34	0.93	4.54	0.	0.	48.18	156.18	4.00
7.000	1024.16	0.	7.05	0.	0.	89.17	179.07	7.00
7.000	1025.00	0.84	7.99	0.	0.	50.00	187.15	7.00
7.000	1025.35	0.36	7.94	0.	0.	50.00	190.55	7.00
7.000	1026.20	0.85	7.86	0.	0.	50.00	198.71	7.00
10.000	1027.80	0.	7.64	0.	0.	50.00	189.08	10.00
10.000	1028.55	0.75	7.55	0.	0.	50.00	196.22	10.00
10.000	1028.87	0.32	7.51	0.	0.	50.00	199.37	10.00
10.000	1029.67	0.80	7.47	0.	0.	50.00	207.30	10.00
12.300	1029.02	0.	7.22	0.	0.	17.28	98.82	12.30
12.300	1029.94	0.92	7.40	0.	0.	16.25	118.37	12.30
12.300	1030.34	0.40	7.48	0.	0.	15.80	127.04	12.30
12.300	1031.30	0.95	7.63	0.	0.	14.73	147.76	12.30
17.000	1033.93	0.	7.91	0.	0.	60.66	83.44	17.00
17.000	1035.53	1.59	7.58	0.	0.	53.17	140.50	17.00
17.000	1035.91	0.39	7.57	0.	0.	51.34	142.58	17.00
17.000	1036.89	0.97	7.59	0.	0.	40.95	147.79	17.00
19.150	1040.49	0.	7.56	0.	0.	150.29	224.31	19.15
19.150	1041.29	0.80	7.77	0.	0.	125.18	233.27	19.15
19.150	1041.66	0.37	7.75	0.	0.	113.68	237.36	19.15
19.150	1042.40	0.74	7.51	0.	0.	96.19	245.56	19.15
19.350	1040.91	0.	7.42	0.	0.	149.36	224.67	19.35
19.350	1041.78	0.87	7.49	0.	0.	122.26	234.31	19.35
19.350	1042.13	0.35	7.47	0.	0.	111.12	238.27	19.35
19.350	1042.90	0.77	7.51	0.	0.	94.89	246.70	19.35
19.550	1040.17	0.	7.74	0.	0.	182.00	189.00	19.55
19.550	1043.23	3.05	7.44	0.	0.	94.26	226.39	19.55
19.550	1043.43	0.21	7.30	0.	0.	91.47	230.21	19.55
19.550	1043.91	0.48	7.01	0.	0.	84.98	239.10	19.55
19.850	1043.87	0.	7.70	1041.30	1039.50	82.80	242.08	19.85
19.850	1044.38	0.52	7.16	1041.30	1039.50	75.88	250.88	19.85
19.850	1044.65	0.26	7.21	1041.30	1039.50	72.28	253.63	19.85
19.850	1045.27	0.63	7.36	1041.30	1039.50	63.87	260.08	19.85
20.000	1043.91	0.	7.04	0.	0.	95.28	252.59	20.00
20.000	1044.44	0.53	7.05	0.	0.	89.34	256.89	20.00
20.000	1044.70	0.26	7.06	0.	0.	86.35	259.06	20.00
20.000	1045.34	0.64	7.07	0.	0.	79.13	264.28	20.00

PRINTED IN U.S.A.

FITZ CREEK 10-y  
SUMMARY PRINTOUT

SECNO CWSEL D1FWSP D2FWSP ELTRD ELLC SSTA ENDRS SECNO

A	1.000	1014.82	0.	0.	0.	0.	68.99	159.19	1.00
	1.000	1015.60	0.78	0.	0.	0.	61.66	169.79	1.00
	1.000	1015.95	0.35	0.	0.	0.	58.37	174.46	1.00
	1.000	1016.80	0.85	0.	0.	0.	50.38	185.95	1.00
B	4.000	1019.10	0.	0.28	0.	0.	81.96	151.26	4.00
	4.000	1020.01	0.91	0.41	0.	0.	65.26	153.25	4.00
	4.000	1020.41	0.40	0.46	0.	0.	57.94	154.13	4.00
	4.000	1021.34	0.93	0.54	0.	0.	48.18	156.18	4.00
C	7.000	1024.16	0.	0.05	0.	0.	89.17	179.07	7.00
	7.000	1025.00	0.84	0.99	0.	0.	50.00	187.15	7.00
	7.000	1025.35	0.36	0.94	0.	0.	50.00	190.55	7.00
	7.000	1026.20	0.85	0.86	0.	0.	50.00	198.71	7.00
D	10.000	1027.80	0.	0.64	0.	0.	50.00	189.08	10.00
	10.000	1028.55	0.75	0.55	0.	0.	50.00	196.22	10.00
	10.000	1028.87	0.32	0.51	0.	0.	50.00	199.37	10.00
	10.000	1029.67	0.80	0.47	0.	0.	50.00	207.30	10.00
E	12.300	1029.02	0.	0.22	0.	0.	17.28	98.82	12.30
	12.300	1029.94	0.92	0.40	0.	0.	16.25	118.37	12.30
	12.300	1030.34	0.40	0.48	0.	0.	15.80	127.04	12.30
	12.300	1031.30	0.95	0.63	0.	0.	14.73	147.76	12.30
* F	17.000	1033.93	0.	0.91	0.	0.	60.66	83.44	17.00
	17.000	1035.53	1.59	0.58	0.	0.	53.17	100.50	17.00
	17.000	1035.91	0.39	0.57	0.	0.	51.34	142.58	17.00
	17.000	1036.89	0.97	0.59	0.	0.	40.95	147.79	17.00
G	19.150	1040.49	0.	0.56	0.	0.	150.29	224.31	19.15
	19.150	1041.29	0.80	0.77	0.	0.	125.18	233.27	19.15
	19.150	1041.66	0.37	0.75	0.	0.	113.68	237.36	19.15
	19.150	1042.40	0.74	0.51	0.	0.	96.19	245.56	19.15
H	19.350	1040.91	0.	0.42	0.	0.	149.36	224.67	19.35
	19.350	1041.78	0.87	0.49	0.	0.	122.26	234.31	19.35
	19.350	1042.13	0.35	0.47	0.	0.	111.12	238.27	19.35
	19.350	1042.90	0.77	0.51	0.	0.	94.89	246.70	19.35
I	19.550	1040.17	0.	0.74	0.	0.	182.00	189.00	19.55
	19.550	1043.23	3.05	0.44	0.	0.	94.26	226.39	19.55
	19.550	1043.43	0.21	0.30	0.	0.	91.47	230.21	19.55
	19.550	1043.91	0.48	0.01	0.	0.	84.98	239.10	19.55
J	19.850	1043.87	0.	0.70	1041.30	1039.50	82.80	242.08	19.85
	19.850	1044.38	0.52	0.16	1041.30	1039.50	75.88	250.88	19.85
	19.850	1044.65	0.26	0.21	1041.30	1039.50	72.28	253.63	19.85
	19.850	1045.27	0.63	0.36	1041.30	1039.50	63.87	260.08	19.85
K	20.000	1043.91	0.	0.04	0.	0.	95.28	252.59	20.00
	20.000	1044.44	0.53	0.05	0.	0.	89.34	256.89	20.00
	20.000	1044.70	0.26	0.06	0.	0.	80.35	259.06	20.00
	20.000	1045.34	0.64	0.07	0.	0.	79.13	264.28	20.00

PRINTED IN U.S.A.

SECNO	CWSEL	DYENBR	DYFWSX	ELTRU	ELLC	SBTA	ENDST	SECNO
20,200	1043,93	0,	0,02	0,	0,	88,12	252,71	20,20
20,200	1044,47	0,55	0,04	0,	0,	88,92	257,19	20,20
20,200	1044,75	0,27	0,05	0,	0,	85,82	259,44	20,20
20,200	1045,41	0,66	0,07	0,	0,	78,28	264,90	20,20
25,350	1044,76	0,	0,83	0,	0,	153,59	173,46	25,35
25,350	1045,80	1,13	1,42	0,	0,	152,34	174,04	25,35
25,350	1046,44	0,54	1,69	0,	0,	151,73	174,32	25,35
25,350	1047,76	1,32	2,35	0,	0,	150,27	175,00	25,35
25,550	1045,05	0,	0,28	0,	0,	151,28	173,60	25,55
25,550	1046,39	1,34	0,49	0,	0,	151,79	174,29	25,55
25,550	1047,06	0,47	0,62	0,	0,	151,04	174,64	25,55
25,550	1048,74	1,68	0,97	0,	0,	134,69	175,50	25,55
25,700	1044,72	0,	0,33	1050,70	1045,50	169,00	175,00	25,70
25,700	1051,84	7,12	5,45	1050,70	1045,50	63,24	203,78	25,70
25,700	1052,11	0,27	5,05	1050,70	1045,50	57,83	200,07	25,70
25,700	1052,41	0,30	0,68	1050,70	1045,50	51,78	212,87	25,70
25,900	1052,04	0,	0,31	1050,70	1045,50	63,27	203,74	25,90
25,900	1053,04	1,01	1,20	1050,70	1045,50	43,13	219,75	25,90
25,900	1053,27	0,22	1,16	1050,70	1045,50	38,55	223,30	25,90
25,900	1053,94	0,67	1,53	1050,70	1045,50	25,28	233,92	25,90
26,100	1052,24	0,	0,21	0,	0,	54,31	182,50	26,10
26,100	1053,17	0,93	0,13	0,	0,	36,62	188,84	26,10
26,100	1053,41	0,25	0,15	0,	0,	31,67	190,53	26,10
26,100	1054,11	0,70	0,18	0,	0,	17,66	195,33	26,10
30,200	1052,52	0,	0,28	0,	0,	61,77	92,69	30,20
30,200	1053,60	1,08	0,43	0,	0,	59,30	93,69	30,20
30,200	1053,99	0,39	0,57	0,	0,	58,40	94,06	30,20
30,200	1055,02	1,03	0,91	0,	0,	56,04	95,16	30,20
31,000	1052,92	0,	0,40	0,	0,	64,51	91,58	31,00
31,000	1054,20	1,28	0,60	0,	0,	61,58	92,77	31,00
31,000	1054,74	0,54	0,75	0,	0,	60,34	93,27	31,00
31,000	1056,10	1,36	1,08	0,	0,	57,22	94,58	31,00
31,500	1053,44	0,	0,52	0,	0,	65,38	91,22	31,50
31,500	1054,83	1,39	0,63	0,	0,	62,20	92,51	31,50
31,500	1055,45	0,82	0,71	0,	0,	60,78	93,08	31,50
31,500	1056,96	1,51	0,86	0,	0,	57,33	94,50	31,50
32,000	1054,13	0,	0,69	0,	0,	65,85	91,05	32,00
32,000	1055,58	1,44	0,75	0,	0,	62,55	92,37	32,00
32,000	1056,25	0,67	0,80	0,	0,	61,01	93,00	32,00
32,000	1057,84	1,59	0,88	0,	0,	57,39	94,42	32,00
32,750	1055,40	0,	1,27	0,	0,	66,38	90,82	32,75
32,750	1056,85	1,45	1,27	0,	0,	63,07	92,16	32,75
32,750	1057,55	0,70	1,30	0,	0,	61,47	92,81	32,75
32,750	1059,19	1,64	1,35	0,	0,	57,71	94,34	32,75

I

J

K

PRINTED IN U.S.A.

SECNO CHSEL DYPWSP DYPWBN ELTRD ELLC SBTA ENDSI SECNO

20,200 1043,83 0, 0,02 0, 0, 88,12 252,71 20,20  
20,200 1044,47 0,55 0,04 0, 0, 88,92 257,19 20,20  
20,200 1044,75 0,27 0,05 0, 0, 85,82 259,40 20,20  
20,200 1045,41 0,66 0,07 0, 0, 78,28 264,90 20,20

25,350 1044,76 0, 0,83 0, 0, 153,59 173,46 25,35  
25,350 1045,80 1,13 0,42 0, 0, 182,34 174,00 25,35  
25,350 1046,44 0,54 0,69 0, 0, 151,73 174,32 25,35  
25,350 1047,78 1,32 0,15 0, 0, 150,27 175,00 25,35

I

25,550 1045,05 0, 0,29 0, 0, 153,28 173,60 25,55  
25,550 1046,39 1,34 0,49 0, 0, 151,79 174,29 25,55  
25,550 1047,06 0,67 0,62 0, 0, 151,04 174,64 25,55  
25,550 1048,74 1,68 0,97 0, 0, 134,69 175,50 25,55

\*

25,700 1044,72 0, 0,33 1050,70 1045,50 169,00 175,00 25,70  
25,700 1051,84 7,12 5,45 1050,70 1045,50 63,24 203,78 25,70  
25,700 1052,11 0,27 5,08 1050,70 1045,50 57,83 208,07 25,70  
25,700 1052,41 0,30 4,68 1050,70 1045,50 51,78 212,87 25,70

25,900 1052,04 0, 0,31 1050,70 1045,50 63,27 203,74 25,90  
25,900 1053,04 1,01 0,20 1050,70 1045,50 43,13 219,75 25,90  
25,900 1053,27 0,22 0,16 1050,70 1045,50 38,55 223,10 25,90  
25,900 1053,94 0,67 1,53 1050,70 1045,50 25,28 233,92 25,90

J

26,100 1052,24 0, 0,21 0, 0, 54,31 182,50 26,10  
26,100 1053,17 0,93 0,13 0, 0, 36,62 188,84 26,10  
26,100 1053,41 0,25 0,15 0, 0, 31,67 190,53 26,10  
26,100 1054,11 0,70 0,18 0, 0, 17,66 195,11 26,10

K

30,200 1052,52 0, 0,28 0, 0, 61,77 92,69 30,20  
30,200 1053,60 1,08 0,43 0, 0, 59,30 93,69 30,20  
30,200 1053,89 0,39 0,57 0, 0, 58,40 94,04 30,20  
30,200 1055,02 1,03 0,91 0, 0, 54,04 95,16 30,20

31,000 1052,92 0, 0,40 0, 0, 64,51 91,58 31,00  
31,000 1054,20 1,28 0,60 0, 0, 61,58 92,77 31,00  
31,000 1054,74 0,54 0,75 0, 0, 60,34 93,27 31,00  
31,000 1056,10 1,36 1,08 0, 0, 57,22 94,58 31,00

31,500 1053,44 0, 0,52 0, 0, 65,38 91,22 31,50  
31,500 1054,83 1,39 0,63 0, 0, 62,20 92,51 31,50  
31,500 1055,45 0,62 0,71 0, 0, 60,78 93,00 31,50  
31,500 1056,96 1,51 0,86 0, 0, 57,33 94,50 31,50

32,000 1054,13 0, 0,69 0, 0, 65,85 91,03 32,00  
32,000 1055,58 1,44 0,75 0, 0, 62,55 92,17 32,00  
32,000 1056,25 0,67 0,80 0, 0, 61,01 93,00 32,00  
32,000 1057,84 1,89 0,88 0, 0, 57,39 94,49 32,00

32,750 1055,40 0, 0,27 0, 0, 66,38 90,82 32,75  
32,750 1056,85 1,45 0,27 0, 0, 63,07 92,16 32,75  
32,750 1057,55 0,70 0,30 0, 0, 61,47 92,81 32,75  
32,750 1059,19 1,64 0,35 0, 0, 57,71 94,34 32,75

PRINTED IN U.S.A.  
INT 54

SECNO	CHSEL	DIFNBP	DIFLBN	ELTRD	ELLC	BBYA	ENDBT	SECNO
33,500	1056,85	0,	1,43	0,	0,	66,28	90,28	33,50
33,500	1058,28	1,43	1,43	0,	0,	63,01	92,19	33,50
33,500	1058,98	0,70	1,43	0,	0,	61,40	92,88	33,50
33,500	1060,63	1,65	1,44	0,	0,	57,62	94,38	33,50
35,600	1060,72	0,	1,86	0,	0,	77,76	99,74	35,60
35,600	1062,23	1,51	1,94	0,	0,	75,63	101,76	35,60
35,600	1062,95	0,73	1,97	0,	0,	74,59	102,91	35,60
35,600	1064,64	1,88	2,00	0,	0,	72,23	111,27	35,60
36,000	1061,45	0,	2,73	0,	0,	77,85	99,70	36,00
36,000	1062,99	1,54	2,76	0,	0,	75,69	101,69	36,00
36,000	1063,73	0,74	2,78	0,	0,	74,45	102,88	36,00
36,000	1065,44	1,71	2,81	0,	0,	72,22	111,41	36,00
36,400	1062,23	0,	2,78	0,	0,	77,18	100,04	36,40
36,400	1063,84	1,61	2,85	0,	0,	74,91	102,56	36,40
36,400	1064,61	0,77	2,88	0,	0,	73,82	103,77	36,40
36,400	1066,37	1,76	2,92	0,	0,	53,38	123,18	36,40
36,550	1062,42	0,	2,19	0,	0,	77,27	99,98	36,55
36,550	1064,04	1,62	2,21	0,	0,	74,98	102,49	36,55
36,550	1064,82	0,78	2,21	0,	0,	73,88	103,70	36,55
36,550	1066,57	1,75	2,20	0,	0,	55,43	122,14	36,55
* 36,700	1067,73	0,	3,32	1064,60	1063,00	39,00	105,00	36,70
* 36,700	1068,33	0,60	3,29	1064,60	1063,00	19,09	105,00	36,70
* 36,700	1068,67	0,54	3,85	1064,60	1063,00	7,85	105,00	36,70
* 36,700	1069,17	0,51	3,61	1064,60	1063,00	0,	105,00	36,70
37,000	1069,42	0,	3,69	1065,30	1063,70	5,90	105,00	37,00
37,000	1070,17	0,75	3,84	1065,30	1063,70	0,	105,00	37,00
37,000	1070,48	0,31	3,81	1065,30	1063,70	0,	105,00	37,00
37,000	1071,27	0,79	3,10	1065,30	1063,70	0,	105,00	37,00
37,500	1070,40	0,	3,98	1066,10	1064,70	4,48	105,00	37,50
37,500	1071,15	0,74	3,97	1066,10	1064,70	0,	105,00	37,50
37,500	1071,49	0,35	1,02	1066,10	1064,70	0,	105,00	37,50
37,500	1072,36	0,87	1,09	1066,10	1064,70	0,	105,00	37,50
38,000	1071,34	0,	3,93	1067,10	1065,70	4,85	105,00	38,00
38,000	1072,08	0,75	3,98	1067,10	1065,70	0,	105,00	38,00
38,000	1072,45	0,36	3,95	1067,10	1065,70	0,	105,00	38,00
38,000	1073,34	0,89	3,97	1067,10	1065,70	0,	105,00	38,00
38,500	1072,28	0,	3,94	1068,10	1066,70	4,80	105,00	38,50
38,500	1073,03	0,75	3,98	1068,10	1066,70	0,	105,00	38,50
38,500	1073,39	0,36	3,98	1068,10	1066,70	0,	105,00	38,50
38,500	1074,29	0,90	3,95	1068,10	1066,70	0,	105,00	38,50
39,000	1073,22	0,	3,94	1069,10	1067,70	4,61	105,00	39,00
39,000	1073,97	0,75	3,98	1069,10	1067,70	0,	105,00	39,00
39,000	1074,33	0,36	3,98	1069,10	1067,70	0,	105,00	39,00
39,000	1075,23	0,90	3,98	1069,10	1067,70	0,	105,00	39,00

PRINTED IN U.S.A.  
PRINTED IN U.S.A.

SECNO	CHSL	DIFMBP	DIFLX	ELTRD	ELLC	ASTA	ENDBT	SECNO
M 39,500	1074.16	0.	0.94	1070.10	1068.70	4.68	105.00	39,50
39,500	1074.91	0.75	0.94	1070.10	1068.70	0.	105.00	39,50
39,500	1075.27	0.37	0.95	1070.10	1068.70	0.	105.00	39,50
39,500	1076.17	0.90	0.94	1070.10	1068.70	0.	105.00	39,50
40,000	1075.10	0.	0.94	1071.10	1069.70	4.74	105.00	40,00
40,000	1075.85	0.74	0.94	1071.10	1069.70	0.	105.00	40,00
40,000	1076.21	0.37	0.94	1071.10	1069.70	0.	105.00	40,00
40,000	1077.12	0.90	0.95	1071.10	1069.70	0.	105.00	40,00
40,500	1076.05	0.	0.94	1072.10	1070.70	4.49	105.00	40,50
40,500	1076.79	0.75	0.94	1072.10	1070.70	0.	105.00	40,50
40,500	1077.15	0.36	0.94	1072.10	1070.70	0.	105.00	40,50
40,500	1078.06	0.91	0.94	1072.10	1070.70	0.	105.00	40,50
41,000	1076.98	0.	0.94	1073.10	1071.70	4.47	105.00	41,00
41,000	1077.73	0.75	0.94	1073.10	1071.70	0.	105.00	41,00
41,000	1078.09	0.36	0.94	1073.10	1071.70	0.	105.00	41,00
41,000	1079.00	0.90	0.94	1073.10	1071.70	0.	105.00	41,00
41,500	1077.92	0.	0.94	1074.10	1072.70	4.68	105.00	41,50
41,500	1078.67	0.74	0.94	1074.10	1072.70	0.	105.00	41,50
41,500	1079.04	0.37	0.95	1074.10	1072.70	0.	105.00	41,50
41,500	1079.94	0.90	0.94	1074.10	1072.70	0.	105.00	41,50
42,000	1078.78	0.	0.85	1080.60	1076.50	157.00	161.00	42,00
42,000	1081.97	3.19	3.31	1080.60	1076.50	93.27	256.53	42,00
42,000	1082.17	0.20	3.13	1080.60	1076.50	88.34	261.31	42,00
42,000	1082.55	0.38	3.61	1080.60	1076.50	79.07	270.29	42,00
42,500	1083.19	0.	0.41	1080.60	1076.50	84.84	262.76	42,50
42,500	1083.83	0.64	0.86	1080.60	1076.50	71.10	278.02	42,50
42,500	1084.07	0.24	0.90	1080.60	1076.50	64.95	283.98	42,50
42,500	1084.69	0.62	0.14	1080.60	1076.50	49.74	298.72	42,50
42,600	1083.28	0.	0.08	0.	0.	31.23	243.80	42,60
42,600	1083.93	0.65	0.10	0.	0.	20.38	247.98	42,60
42,600	1084.18	0.24	0.11	0.	0.	16.09	249.58	42,60
42,600	1084.83	0.65	0.14	0.	0.	5.31	253.63	42,60
44,300	1083.28	0.	0.00	0.	0.	51.70	127.44	44,30
44,300	1083.93	0.65	0.00	0.	0.	49.23	128.59	44,30
44,300	1084.18	0.25	0.00	0.	0.	48.36	128.03	44,30
44,300	1084.81	0.63	0.02	0.	0.	48.20	130.17	44,30
44,400	1083.28	0.	0.00	0.	0.	52.31	127.18	44,40
44,400	1083.93	0.65	0.00	0.	0.	49.73	128.33	44,40
44,400	1084.18	0.26	0.00	0.	0.	48.86	128.78	44,40
44,400	1084.82	0.64	0.01	0.	0.	46.70	129.91	44,40
44,500	1082.34	0.	0.94	0.	0.	315.50	321.50	44,50
44,500	1082.40	0.07	1.52	0.	0.	315.50	321.50	44,50
44,500	1083.73	1.32	3.46	0.	0.	315.50	321.50	44,50
44,500	1087.18	3.46	3.36	0.	0.	315.50	321.90	44,50

PRINTED IN U.S.A.  
PRINTED IN U.S.A.

RECNO	CWSEL	DIFWBP	DIFWBY	ELTRD	ELLC	SSYA	ENDBY	RECNO
* 44,600	1081,60	0,	2,78	1098,20	1080,50	315,50	321,50	44,60
* 44,600	1080,50	-1,10	-1,90	1098,20	1080,50	315,50	321,50	44,60
* 44,600	1080,50	0,	-2,23	1098,20	1080,50	315,50	321,50	44,60
* 44,600	1098,65	18,35	11,67	1098,20	1080,50	137,99	328,50	44,60
* 45,200	1099,54	0,	17,95	1100,30	1080,50	190,43	321,50	45,20
45,200	1100,33	0,78	18,83	1100,30	1080,50	149,67	322,23	45,20
45,200	1101,65	1,32	21,15	1100,30	1080,50	80,73	359,21	45,20
45,200	1101,64	-0,21	5,59	1100,30	1080,50	92,09	353,12	45,20
45,300	1100,16	0,	0,61	1101,30	1086,30	4,65	294,29	45,30
45,300	1100,67	0,51	0,34	1101,30	1086,30	0,	300,00	45,30
45,300	1101,72	1,05	0,07	1101,30	1086,30	0,	300,00	45,30
45,300	1101,69	-0,03	0,25	1101,30	1086,30	0,	300,00	45,30
45,900	1100,18	0,	0,02	1103,50	1086,30	75,18	298,00	45,90
45,900	1100,71	0,53	0,04	1103,50	1086,30	97,86	266,90	45,90
45,900	1101,75	1,00	0,03	1103,50	1086,30	24,37	284,13	45,90
45,900	1101,76	0,01	0,07	1103,50	1086,30	23,98	284,13	45,90
46,200	1100,23	0,	0,05	0,	0,	81,00	241,70	46,20
46,200	1100,80	0,58	0,09	0,	0,	81,00	253,39	46,20
46,200	1101,82	1,01	0,07	0,	0,	51,32	270,27	46,20
46,200	1101,93	0,12	0,17	0,	0,	47,56	272,20	46,20
46,800	1100,31	0,	0,08	0,	0,	81,00	216,77	46,80
46,800	1100,93	0,63	0,13	0,	0,	81,00	227,24	46,80
46,800	1101,89	0,96	0,08	0,	0,	81,00	243,23	46,80
46,800	1102,14	0,25	0,21	0,	0,	81,00	247,42	46,80
47,000	1100,51	0,	0,21	0,	0,	43,00	66,00	47,00
47,000	1101,31	0,80	0,38	0,	0,	43,00	66,00	47,00
47,000	1102,07	0,76	0,18	0,	0,	43,00	66,00	47,00
47,000	1102,46	0,38	0,31	0,	0,	43,00	66,00	47,00
50,750	1100,55	0,	0,03	0,	0,	28,37	111,22	50,75
50,750	1101,47	0,92	0,16	0,	0,	23,37	117,49	50,75
50,750	1102,31	0,84	0,28	0,	0,	19,17	122,41	50,75
50,750	1103,01	0,70	0,36	0,	0,	15,54	126,44	50,75
51,000	1100,04	0,	0,51	0,	0,	40,32	59,31	51,00
* 51,000	1101,00	0,96	0,47	0,	0,	30,22	63,62	51,00
* 51,000	1102,18	1,10	0,13	0,	0,	32,37	102,15	51,00
* 51,000	1103,28	1,10	0,27	0,	0,	26,64	114,04	51,00
* 51,250	1103,20	0,	3,16	1105,00	1101,60	0,	224,00	51,25
* 51,250	1103,81	0,61	2,01	1105,00	1101,60	0,	224,00	51,25
* 51,250	1104,20	0,39	2,02	1105,00	1101,60	0,	224,00	51,25
* 51,250	1105,23	1,03	1,95	1105,00	1101,60	0,	221,34	51,25
51,750	1106,21	0,	3,01	1107,50	1104,10	0,	224,00	51,75
51,750	1106,91	0,70	3,10	1107,50	1104,10	0,	224,00	51,75
51,750	1107,17	0,26	3,06	1107,50	1104,10	0,	224,00	51,75
* 51,750	1107,73	0,56	3,50	1107,50	1104,10	0,	221,34	51,75

5  
3  
23

SECNO	CHSEL	DIFNSP	DIFLX	ELTRD	ELLC	BSTA	ENDBT	SECNO
52.000	1105.82	0.	0.28	0.	0.	70.00	70.00	52.00
52.000	1107.82	3.60	0.61	0.	0.	16.80	131.80	52.00
52.000	1107.80	0.29	0.64	0.	0.	14.07	132.67	52.00
52.000	1108.51	0.70	0.78	0.	0.	10.10	134.66	52.00
52.250	1108.50	0.	0.57	0.	0.	10.19	134.68	52.25
52.250	1107.58	0.85	0.03	0.	0.	16.63	131.88	52.25
52.250	1107.88	0.29	0.03	0.	0.	14.63	132.78	52.25
52.250	1108.58	0.72	0.05	0.	0.	9.72	134.81	52.25

PRINTED IN U.S.A.  
NTE



FITZ CREEK 10 BY  
SUMMARY PRINTOUT

	SECNO	STCHL	STCHR	SEFNO	STENCL	STENCR	TOPWID	BSTA	ENDST	SECNO
A	1.000	97.00	104.00	1.00	0.	0.	90.21	68.99	159.19	1.00
A	1.000	97.00	104.00	1.00	0.	0.	108.07	61.64	149.73	1.00
A	1.000	97.00	104.00	1.00	0.	0.	116.09	58.37	174.46	1.00
A	1.000	97.00	104.00	1.00	0.	0.	135.57	50.34	148.95	1.00
B	4.000	87.00	115.00	4.00	0.	0.	69.30	81.94	151.24	4.00
B	4.000	87.00	115.00	4.00	0.	0.	88.00	65.24	153.25	4.00
B	4.000	87.00	115.00	4.00	0.	0.	98.19	57.91	154.13	4.00
B	4.000	87.00	115.00	4.00	0.	0.	108.00	49.18	156.18	4.00
C	7.000	145.00	157.00	7.00	0.	0.	89.90	89.17	179.07	7.00
C	7.000	145.00	157.00	7.00	0.	0.	137.15	50.00	187.15	7.00
C	7.000	145.00	157.00	7.00	0.	0.	140.55	50.00	190.55	7.00
C	7.000	145.00	157.00	7.00	0.	0.	149.71	50.00	188.71	7.00
D	10.000	145.00	157.00	10.00	0.	0.	139.08	50.00	189.08	10.00
D	10.000	145.00	157.00	10.00	0.	0.	146.22	50.00	196.22	10.00
D	10.000	145.00	157.00	10.00	0.	0.	149.37	50.00	189.37	10.00
D	10.000	145.00	157.00	10.00	0.	0.	157.30	50.00	207.30	10.00
E	12.300	26.00	44.00	12.30	0.	0.	81.54	17.25	98.82	12.30
E	12.300	26.00	44.00	12.30	0.	0.	102.12	14.28	118.37	12.30
E	12.300	26.00	44.00	12.30	0.	0.	111.24	15.80	127.04	12.30
E	12.300	26.00	44.00	12.30	0.	0.	133.03	14.74	147.74	12.30
* F	17.000	66.00	84.00	17.00	0.	0.	22.78	60.66	83.44	17.00
* F	17.000	66.00	84.00	17.00	0.	0.	87.34	53.17	110.50	17.00
* F	17.000	66.00	84.00	17.00	0.	0.	91.23	51.18	107.58	17.00
* F	17.000	66.00	84.00	17.00	0.	0.	106.85	40.94	147.79	17.00
	19.150	189.00	198.00	19.15	0.	0.	74.02	150.20	224.31	19.15
	19.150	189.00	198.00	19.15	0.	0.	108.09	125.18	233.27	19.15
	19.150	189.00	198.00	19.15	0.	0.	123.68	113.68	237.36	19.15
	19.150	189.00	198.00	19.15	0.	0.	149.37	96.19	205.56	19.15
G	19.350	189.00	198.00	19.35	0.	0.	75.32	149.36	224.67	19.35
G	19.350	189.00	198.00	19.35	0.	0.	112.05	122.26	236.31	19.35
G	19.350	189.00	198.00	19.35	0.	0.	127.15	111.12	238.27	19.35
G	19.350	189.00	198.00	19.35	0.	0.	151.81	98.89	246.70	19.35
*	19.550	182.00	189.00	19.55	0.	0.	7.00	182.00	189.00	19.55
*	19.550	182.00	189.00	19.55	0.	0.	132.14	94.24	226.39	19.55
*	19.550	182.00	189.00	19.55	0.	0.	138.74	91.47	230.21	19.55
*	19.550	182.00	189.00	19.55	0.	0.	154.12	84.98	239.10	19.55
	19.850	182.00	189.00	19.85	0.	0.	159.26	82.80	242.08	19.85
	19.850	182.00	189.00	19.85	0.	0.	174.99	75.88	250.88	19.85
	19.850	182.00	189.00	19.85	0.	0.	181.35	72.28	253.63	19.85
	19.850	182.00	189.00	19.85	0.	0.	196.21	63.87	260.08	19.85
H	20.000	177.00	200.00	20.00	0.	0.	157.31	95.28	252.59	20.00
H	20.000	177.00	200.00	20.00	0.	0.	167.56	89.34	256.89	20.00
H	20.000	177.00	200.00	20.00	0.	0.	172.71	86.35	259.06	20.00
H	20.000	177.00	200.00	20.00	0.	0.	185.15	79.13	264.28	20.00

PRINTED IN U.S.A.

PRINTED IN U.S.A.

SECNO	STCML	STCHR	SENO	STENCL	STENCH	TOPWID	SSYA	ENDBI	SECNO
20,200	177,00	200,00	20,20	0,	0,	197,59	95,12	252,71	20,20
20,200	177,00	200,00	20,20	0,	0,	188,27	88,92	287,19	20,20
20,200	177,00	200,00	20,20	0,	0,	173,62	65,82	259,44	20,20
20,200	177,00	200,00	20,20	0,	0,	186,62	78,28	264,90	20,20
25,350	150,00	176,00	25,35	0,	0,	19,46	153,50	173,86	25,35
25,350	150,00	176,00	25,35	0,	0,	21,70	152,34	174,04	25,35
25,350	150,00	176,00	25,35	0,	0,	22,59	151,75	174,32	25,35
25,350	150,00	176,00	25,35	0,	0,	24,73	150,27	175,00	25,35
25,550	150,00	176,00	25,55	0,	0,	20,32	153,28	173,60	25,55
25,550	150,00	176,00	25,55	0,	0,	22,51	151,79	174,29	25,55
25,550	150,00	176,00	25,55	0,	0,	23,60	151,08	174,64	25,55
25,550	150,00	176,00	25,55	0,	0,	24,81	134,60	175,50	25,55
25,700	169,00	175,00	25,70	0,	0,	5,00	169,00	175,00	25,70
25,700	169,00	175,00	25,70	0,	0,	140,54	63,24	203,78	25,70
25,700	169,00	175,00	25,70	0,	0,	150,24	57,83	208,07	25,70
25,700	169,00	175,00	25,70	0,	0,	161,08	51,79	212,87	25,70
25,900	169,00	175,00	25,90	0,	0,	140,48	63,27	203,76	25,90
25,900	169,00	175,00	25,90	0,	0,	176,61	43,13	219,75	25,90
25,900	169,00	175,00	25,90	0,	0,	184,84	38,95	223,39	25,90
25,900	169,00	175,00	25,90	0,	0,	208,64	25,28	233,92	25,90
26,100	145,00	174,00	26,10	0,	0,	128,19	54,31	182,50	26,10
26,100	145,00	174,00	26,10	0,	0,	152,22	36,62	188,84	26,10
26,100	145,00	174,00	26,10	0,	0,	158,86	31,67	190,33	26,10
26,100	145,00	174,00	26,10	0,	0,	177,67	17,66	195,33	26,10
30,200	57,00	95,00	30,20	0,	0,	30,92	61,77	92,69	30,20
30,200	57,00	95,00	30,20	0,	0,	34,40	59,30	93,69	30,20
30,200	57,00	95,00	30,20	0,	0,	35,66	58,40	94,06	30,20
30,200	57,00	95,00	30,20	0,	0,	41,11	54,04	95,16	30,20
31,000	57,00	95,00	31,00	0,	0,	27,07	64,91	91,88	31,00
31,000	57,00	95,00	31,00	0,	0,	31,18	61,58	92,77	31,00
31,000	57,00	95,00	31,00	0,	0,	32,93	60,34	93,27	31,00
31,000	57,00	95,00	31,00	0,	0,	37,31	57,22	94,54	31,00
31,500	57,00	95,00	31,50	0,	0,	25,85	65,38	91,22	31,50
31,500	57,00	95,00	31,50	0,	0,	30,31	62,28	92,31	31,50
31,500	57,00	95,00	31,50	0,	0,	32,32	60,78	93,09	31,50
31,500	57,00	95,00	31,50	0,	0,	37,17	57,33	94,59	31,50
32,000	57,00	95,00	32,00	0,	0,	25,18	65,85	91,03	32,00
32,000	57,00	95,00	32,00	0,	0,	29,82	62,55	92,37	32,00
32,000	57,00	95,00	32,00	0,	0,	31,98	61,01	93,69	32,00
32,000	57,00	95,00	32,00	0,	0,	37,08	57,30	94,47	32,00
32,750	57,00	95,00	32,75	0,	0,	24,44	66,38	90,82	32,75
32,750	57,00	95,00	32,75	0,	0,	29,09	63,07	92,16	32,75
32,750	57,00	95,00	32,75	0,	0,	31,34	61,47	92,81	32,75
32,750	57,00	95,00	32,75	0,	0,	36,63	57,71	94,38	32,75

I

J

K

SECNO	STCHL	STCHR	SECNO	STCHL	STCHR	TOPMID	887A	RNDT	SECNO
33.500	57.00	95.00	37.500	87.00	93.00	84.58	66.28	90.86	33.500
33.500	57.00	95.00	37.500	87.00	93.00	29.18	63.01	92.19	33.500
33.500	57.00	95.00	37.500	87.00	93.00	31.43	61.40	92.88	33.500
33.500	57.00	95.00	37.500	87.00	93.00	56.76	57.62	94.38	33.500
35.600	72.00	105.00	39.600	92.00	100.00	21.97	77.74	99.78	35.600
35.600	72.00	105.00	39.600	92.00	100.00	26.12	74.83	101.78	35.600
35.600	72.00	105.00	39.600	92.00	100.00	26.32	74.59	102.91	35.600
35.600	72.00	105.00	39.600	92.00	100.00	39.08	72.23	111.27	35.600
36.000	72.00	105.00	34.000	91.00	99.00	21.88	77.85	99.78	36.000
36.000	72.00	105.00	34.000	91.00	99.00	26.00	75.69	101.69	36.000
36.000	72.00	105.00	34.000	91.00	99.00	28.21	74.45	102.89	36.000
36.000	72.00	105.00	34.000	91.00	99.00	39.19	72.22	111.81	36.000
36.400	72.00	105.00	34.400	91.00	99.00	22.86	77.18	100.04	36.400
36.400	72.00	105.00	34.400	91.00	99.00	27.65	74.91	102.54	36.400
36.400	72.00	105.00	34.400	91.00	99.00	29.95	73.82	103.77	36.400
36.400	72.00	105.00	34.400	91.00	99.00	49.72	68.38	121.10	36.400
36.550	72.00	105.00	34.550	91.00	99.00	22.71	77.27	99.98	36.550
36.550	72.00	105.00	34.550	91.00	99.00	27.51	74.98	102.49	36.550
36.550	72.00	105.00	34.550	91.00	99.00	29.82	73.88	103.70	36.550
36.550	72.00	105.00	34.550	91.00	99.00	66.71	55.45	122.14	36.550
36.700	87.00	93.00	34.700	91.00	99.00	66.00	39.00	105.00	36.700
36.700	87.00	93.00	34.700	91.00	99.00	69.91	19.09	105.00	36.700
36.700	87.00	93.00	34.700	91.00	99.00	97.15	7.85	105.00	36.700
36.700	87.00	93.00	34.700	91.00	99.00	105.00	0.	105.00	36.700
37.000	87.00	93.00	32.000	91.00	99.00	99.10	5.90	105.00	37.000
37.000	87.00	93.00	32.000	91.00	99.00	105.00	0.	105.00	37.000
37.000	87.00	93.00	32.000	91.00	99.00	105.00	0.	105.00	37.000
37.000	87.00	93.00	32.000	91.00	99.00	105.00	0.	105.00	37.000
37.500	87.00	93.00	37.500	87.00	93.00	109.52	4.48	105.00	37.500
37.500	87.00	93.00	37.500	87.00	93.00	105.00	0.	105.00	37.500
37.500	87.00	93.00	37.500	87.00	93.00	109.00	0.	105.00	37.500
37.500	87.00	93.00	37.500	87.00	93.00	105.00	0.	105.00	37.500
38.000	87.00	93.00	38.000	87.00	93.00	100.15	4.85	105.00	38.000
38.000	87.00	93.00	38.000	87.00	93.00	105.00	0.	105.00	38.000
38.000	87.00	93.00	38.000	87.00	93.00	105.00	0.	105.00	38.000
38.000	87.00	93.00	38.000	87.00	93.00	105.00	0.	105.00	38.000
38.500	87.00	93.00	38.500	87.00	93.00	100.20	4.80	105.00	38.500
38.500	87.00	93.00	38.500	87.00	93.00	105.00	0.	105.00	38.500
38.500	87.00	93.00	38.500	87.00	93.00	105.00	0.	105.00	38.500
38.500	87.00	93.00	38.500	87.00	93.00	105.00	0.	105.00	38.500
39.000	87.00	93.00	39.000	87.00	93.00	109.39	4.61	105.00	39.000
39.000	87.00	93.00	39.000	87.00	93.00	105.00	0.	105.00	39.000
39.000	87.00	93.00	39.000	87.00	93.00	105.00	0.	105.00	39.000
39.000	87.00	93.00	39.000	87.00	93.00	109.00	0.	105.00	39.000

SECNO STCHL STCHR SEENO STENCL STENCR TOPWID BRTA ENDBY SECNO

M  
 39,500 87,00 93,00 39,50 0, 0, 100,32 4,68 105,00 39,50  
 39,500 87,00 93,00 39,50 0, 0, 105,00 0, 105,00 39,50  
 39,500 87,00 93,00 39,50 0, 0, 105,00 0, 105,00 39,50  
 39,500 87,00 93,00 39,50 0, 0, 105,00 0, 105,00 39,50

40,000 87,00 93,00 40,00 0, 0, 100,26 4,74 105,00 40,00  
 40,000 87,00 93,00 40,00 0, 0, 105,00 0, 105,00 40,00  
 40,000 87,00 93,00 40,00 0, 0, 105,00 0, 105,00 40,00  
 40,000 87,00 93,00 40,00 0, 0, 105,00 0, 105,00 40,00

40,500 87,00 93,00 40,50 0, 0, 100,51 4,48 105,00 40,50  
 40,500 87,00 93,00 40,50 0, 0, 105,00 0, 105,00 40,50  
 40,500 87,00 93,00 40,50 0, 0, 105,00 0, 105,00 40,50  
 40,500 87,00 93,00 40,50 0, 0, 105,00 0, 105,00 40,50

41,000 87,00 93,00 41,00 0, 0, 100,54 4,47 105,00 41,00  
 41,000 87,00 93,00 41,00 0, 0, 105,00 0, 105,00 41,00  
 41,000 87,00 93,00 41,00 0, 0, 105,00 0, 105,00 41,00  
 41,000 87,00 93,00 41,00 0, 0, 105,00 0, 105,00 41,00

41,500 87,00 93,00 41,50 0, 0, 100,32 4,68 105,00 41,50  
 41,500 87,00 93,00 41,50 0, 0, 105,00 0, 105,00 41,50  
 41,500 87,00 93,00 41,50 0, 0, 105,00 0, 105,00 41,50  
 41,500 87,00 93,00 41,50 0, 0, 105,00 0, 105,00 41,50

\* 42,000 157,00 161,00 42,00 0, 0, 4,00 157,00 161,00 42,00  
 \* 42,000 157,00 161,00 42,00 0, 0, 163,26 93,27 256,53 42,00  
 \* 42,000 157,00 161,00 42,00 0, 0, 172,97 88,34 261,31 42,00  
 \* 42,000 157,00 161,00 42,00 0, 0, 191,23 79,07 270,29 42,00

N  
 42,500 157,00 161,00 42,50 0, 0, 175,92 84,84 262,74 42,50  
 42,500 157,00 161,00 42,50 0, 0, 206,92 71,10 278,02 42,50  
 42,500 157,00 161,00 42,50 0, 0, 219,02 64,98 283,98 42,50  
 42,500 157,00 161,00 42,50 0, 0, 248,98 49,74 298,72 42,50

N  
 42,600 130,00 178,00 42,60 0, 0, 212,57 51,25 243,82 42,60  
 42,600 130,00 178,00 42,60 0, 0, 227,56 20,34 247,90 42,60  
 42,600 130,00 178,00 42,60 0, 0, 233,49 16,00 249,49 42,60  
 42,600 130,00 178,00 42,60 0, 0, 248,32 5,31 253,63 42,60

44,300 73,00 125,00 44,30 0, 0, 75,74 51,74 127,48 44,30  
 44,300 73,00 125,00 44,30 0, 0, 79,37 49,23 128,59 44,30  
 44,300 73,00 125,00 44,30 0, 0, 80,69 48,34 128,03 44,30  
 44,300 73,00 125,00 44,30 0, 0, 83,98 46,20 130,17 44,30

44,400 73,00 125,00 44,40 0, 0, 74,87 52,31 127,18 44,40  
 44,400 73,00 125,00 44,40 0, 0, 78,60 49,73 128,33 44,40  
 44,400 73,00 125,00 44,40 0, 0, 79,92 48,86 128,78 44,40  
 44,400 73,00 125,00 44,40 0, 0, 83,21 46,74 129,91 44,40

\* 44,500 315,50 321,50 44,50 0, 0, 6,00 315,50 321,50 44,50  
 \* 44,500 315,50 321,50 44,50 0, 0, 6,00 315,50 321,50 44,50  
 \* 44,500 315,50 321,50 44,50 0, 0, 6,00 315,50 321,50 44,50  
 \* 44,500 315,50 321,50 44,50 0, 0, 6,00 315,50 321,50 44,50

PRINTED IN U.S.A.



# 100-year Flood and Floodway

THIS RUN EXECUTED 04/22/80 9,140

\*\*\*\*\*  
 HEC2 RELEASE DATED NOV 76 UPDATED APR 1977  
 ERROR CORR = 01.02  
 MODIFICATION = 50,51,52,53  
 \*\*\*\*\*

T1 HICKORY NC 00000000  
 T2 FLOOD HAZARD EVALUATION 00000000  
 T3 FITZ CREEK 100-YEAR FLOOD 00000000

J1	ICHECK	IND	NINV	IDIR	STRY	METRIC	HVINS	Q	MSL	FG
	0.	4.	0.	0'	0.017660	0.	0.	0.	1015.950	0.
J2	NPROP	IPL01	PRFS	XBRU	XBRH	FN	ALLDC	TAW	CHNH	ITRAC
	1.000	0.	0.	5.000	100.000	0.	0.	0.	0.	0.
J3	VARIABLE CODES FOR SUMMARY PRINTOUT									
	38.000	1.000	50.000	25.000	13.000	14.000	15.000	38.000	0.	0.
	38.000	1.000	50.000	51.000	40.000	41.000	53.000	54.000	38.000	0.
	38.000	21.000	22.000	38.000	27.000	28.000	4.000	53.000	44.000	38.000
NC	0.100	0.100	0.080	0.100	0.300	0.	0.	0.	0.	0.
QT	5.000	540.000	900.000	1100.000	1690.000	1100.000	0.	0.	0.	0.
RY	0.	0.	0.	0.	0.	7.400	0.	0.	0.	0.
X1	1.000	10.000	87.000	104.000	0.	0.	0.	0.	907.840	0.
GR	115.000	10.000	109.000	50.000	104.000	97.000	102.300	98.000	102.000	100.000
GR	102.300	102.000	104.000	104.000	106.300	150.000	110.000	200.000	119.000	229.000
X1	4.000	9.000	87.000	115.000	300.000	300.000	300.000	0.	907.840	0.
GR	118.500	30.000	113.000	50.000	111.000	87.000	105.500	98.000	109.500	103.000
GR	110.600	115.000	110.700	150.000	117.500	165.000	118.000	193.000	0.	0.
X1	7.000	13.000	145.000	197.000	300.000	300.000	300.000	0.	907.840	0.
GR	125.000	10.000	120.000	50.000	117.000	50.000	117.000	70.000	118.200	120.000
GR	114.000	145.000	112.500	148.000	112.100	150.000	112.500	155.000	114.000	197.000
GR	118.500	200.000	119.500	210.000	125.000	243.000	0.	0.	0.	0.
X1	10.000	0.	0.	0.	300.000	300.000	300.000	0.	2.600	0.
NC	0.100	0.090	0.070	0.	0.	0.	0.	0.	0.	0.
X1	12.300	15.000	26.000	44.000	230.000	230.000	230.000	0.	0.	0.
GR	1080.000	0.	1039.900	4.000	1035.500	10.000	1027.500	19.000	1027.200	26.000
GR	1022.300	28.000	1021.700	36.000	1022.400	40.000	1020.100	44.000	1020.300	80.000
GR	1027.500	74.000	1029.100	100.000	1031.400	150.000	1039.100	200.000	1040.000	250.000
X1	17.000	11.000	66.000	84.000	470.000	470.000	470.000	0.	0.	0.
GR	1080.000	0.	1036.200	50.000	1032.000	50.000	1029.200	27.000	1029.200	250.000

PRINTED IN U.S.A.

GR	1038,200	82,000	1038,200	82,000	1038,200	100,000	1038,200	139,000	1037,200	190,000
GR	1040,000	172,000	0	0	0	0	0	0	0	0
ET	0	0	0	0	0	8,400	0	0	0	0
X1	19,150	19,000	189,000	189,000	215,000	215,000	215,000	0	-0,400	0
GR	1048,700	0	1048,400	38,000	1047,400	50,000	1045,500	62,000	1042,500	100,000
GR	1040,900	150,000	1039,600	182,000	1038,500	189,000	1038,300	190,000	1034,200	193,000
GR	1034,400	197,000	1038,800	198,000	1038,700	200,000	1043,200	250,000	1046,500	278,000
GR	1047,400	289,000	1048,700	290,000	1048,900	300,000	1050,200	314,000	0	0
X1	19,350	19,000	189,000	190,000	20,000	20,000	20,000	0	0	0
X3	10,000	0	0	0	0	0	0	1039,500	1039,500	0
GR	1048,700	0	1048,400	38,000	1047,400	50,000	1045,500	62,000	1042,500	100,000
GR	1040,900	150,000	1039,600	182,000	1038,500	189,000	1034,300	190,000	1034,200	193,000
GR	1034,400	197,000	1038,800	198,000	1038,700	200,000	1043,200	250,000	1046,500	278,000
GR	1047,400	289,000	1048,700	290,000	1048,900	300,000	1050,200	314,000	0	0
ET	0	0	0	0	0	8,400	0	0	0	0
X1	19,550	9,000	182,000	189,000	20,000	20,000	20,000	0	0,200	0
GR	1050,000	0	1042,600	100,000	1041,300	182,000	1034,300	182,000	1034,300	189,000
GR	1041,300	189,000	1041,600	200,000	1044,300	250,000	1050,000	309,000	0	0
X1	19,850	9,000	182,000	189,000	30,000	30,000	30,000	0	0	0
BT	2,000	182,000	1041,300	1039,500	189,000	1041,300	1039,500	0	0	0
GR	1050,000	0	1042,600	100,000	1041,300	182,000	1035,000	182,000	1035,000	189,000
GR	1041,300	189,000	1041,600	200,000	1044,300	250,000	1050,000	309,000	0	0
X1	20,000	17,000	177,000	200,000	15,000	15,000	15,000	0	0	0
X3	10,000	0	0	0	0	0	0	1041,300	1041,300	0
GR	1050,000	0	1047,900	50,000	1043,500	100,000	1042,500	111,000	1042,200	120,000
GR	1041,600	148,000	1042,300	150,000	1041,400	177,000	1034,900	185,000	1034,300	188,000
GR	1034,900	194,000	1040,500	200,000	1043,600	250,000	1048,100	287,000	1048,600	299,000
GR	1048,600	300,000	1049,900	309,000	0	0	0	0	0	0
ET	0	0	0	0	0	9,400	0	0	0	0
X1	20,200	17,000	177,000	200,000	20,000	20,000	20,000	0	0	0
GR	1050,000	0	1047,900	50,000	1043,500	100,000	1042,500	111,000	1042,200	120,000
GR	1041,600	148,000	1042,300	150,000	1041,400	177,000	1034,900	185,000	1034,300	188,000
GR	1034,900	194,000	1040,500	200,000	1043,600	250,000	1048,100	287,000	1048,600	299,000
GR	1048,600	300,000	1049,900	309,000	0	0	0	0	0	0
BT	5,000	450,000	780,000	980,000	1560,000	980,000	0	0	0	0
X1	25,350	18,000	150,000	176,000	515,000	515,000	515,000	0	0	0
GR	1055,000	0	1052,800	9,000	1052,900	21,000	1052,400	33,000	1051,700	50,000
GR	1050,400	100,000	1048,000	150,000	1039,900	159,000	1038,700	166,000	1040,000	171,000
GR	1049,700	176,000	1051,700	200,000	1055,900	250,000	1060,000	300,000	0	0
X1	25,550	14,000	150,000	176,000	20,000	20,000	20,000	0	0	0
X3	10,000	0	0	0	0	0	0	1045,500	1045,500	0
GR	1055,000	0	1052,800	9,000	1052,900	21,000	1052,400	33,000	1051,700	50,000
GR	1050,400	100,000	1048,000	150,000	1039,900	159,000	1038,700	166,000	1040,000	171,000
GR	1049,700	176,000	1051,700	200,000	1055,900	250,000	1060,000	300,000	0	0
X1	25,700	13,000	169,000	175,000	15,000	15,000	15,000	0	0	0
BT	5,000	169,000	1050,700	1042,500	169,500	1050,700	1044,500	172,000	1050,700	1042,500
BT	176,500	1050,700	1044,500	175,000	1050,700	1042,500	0	0	0	0
GR	1055,000	0	1051,300	25,000	1050,800	100,000	1050,200	100,000	1050,200	100,000

PRINTED IN U.S.A.

GR	1040,500	109,500	1039,500	172,000	1080,500	174,500	1042,500	175,000	1050,700	175,000
GR	1051,000	200,000	1055,000	254,000	1060,000	312,000	0.	0.	0.	0.
X1	25,900	0.	0.	0.	20,000	20,000	20,000	0.	0,200	0.
BT	5,000	169,000	1050,700	1042,500	169,500	1050,700	1044,500	172,000	1050,700	1045,500
BT	174,500	1050,700	1044,500	175,000	1050,700	1042,500	0.	0.	0.	0.
X1	26,100	12,000	145,000	174,000	20,000	20,000	20,000	0.	0.	0.
GR	1055,000	0.	1052,500	90,000	1049,500	100,000	1048,100	145,000	1046,100	150,000
GR	1040,600	155,000	1040,600	150,000	1040,700	161,000	1051,000	174,000	1054,800	200,000
GR	1057,600	250,000	1060,300	251,000	0.	0.	0.	0.	0.	0.
X1	30,200	10,000	57,000	95,000	410,000	410,000	410,000	0.	0.	0.
GR	1058,800	0.	1055,600	50,000	1054,600	57,000	1046,300	76,000	1045,900	83,000
GR	1046,400	87,000	1055,000	95,000	1055,700	100,000	1058,900	150,000	1059,900	161,000
X1	31,000	10,000	57,000	95,000	80,000	80,000	80,000	0.	1,600	0.
GR	1058,800	0.	1055,600	50,000	1054,600	57,000	1046,300	76,000	1045,900	83,000
GR	1046,400	87,000	1055,000	95,000	1055,700	100,000	1058,900	150,000	1059,900	161,000
X1	31,500	10,000	57,000	95,000	50,000	50,000	50,000	0.	2,500	0.
GR	1058,800	0.	1055,600	50,000	1054,600	57,000	1046,300	76,000	1045,900	83,000
GR	1046,400	87,000	1055,000	95,000	1055,700	100,000	1058,900	150,000	1059,900	161,000
X1	32,000	10,000	57,000	95,000	50,000	50,000	50,000	0.	3,400	0.
GR	1058,800	0.	1055,600	50,000	1054,600	57,000	1046,300	76,000	1045,900	83,000
GR	1046,400	87,000	1055,000	95,000	1055,700	100,000	1058,900	150,000	1059,900	161,000
ET	0.	0.	0.	0.	0.	20,400	0.	0.	0.	0.
X1	32,750	10,000	57,000	95,000	75,000	75,000	75,000	0.	4,900	0.
GR	1058,800	0.	1055,600	50,000	1054,600	57,000	1046,300	76,000	1045,900	83,000
GR	1046,400	87,000	1055,000	95,000	1055,700	100,000	1058,900	150,000	1059,900	161,000
X1	33,500	10,000	57,000	95,000	75,000	75,000	75,000	0.	6,300	0.
GR	1058,800	0.	1055,600	50,000	1054,600	57,000	1046,300	76,000	1045,900	83,000
GR	1046,400	87,000	1055,000	95,000	1055,700	100,000	1058,900	150,000	1059,900	161,000
X1	35,600	10,000	72,000	105,000	210,000	210,000	210,000	0.	0,800	0.
GR	1067,400	0.	1066,500	50,000	1065,600	72,000	1057,100	84,000	1057,000	90,000
GR	1057,500	97,000	1061,900	100,000	1065,100	105,000	1067,500	150,000	1068,800	168,000
X1	36,000	10,000	72,000	105,000	40,000	40,000	40,000	0.	0.	0.
GR	1067,400	0.	1066,500	50,000	1065,600	72,000	1057,100	84,000	1057,000	90,000
GR	1057,500	97,000	1061,900	100,000	1065,100	105,000	1067,500	150,000	1068,800	168,000
X1	36,400	9,000	72,000	105,000	40,000	40,000	40,000	0.	0,300	0.
GR	1067,400	0.	1065,600	72,000	1057,100	84,000	1057,000	90,000	1057,500	97,000
GR	1061,900	100,000	1065,100	105,000	1067,500	150,000	1068,800	168,000	0.	0.
X1	36,550	0.	0.	0.	15,000	15,000	15,000	0.	0,250	0.
ET	0.	0.	0.	0.	0.	7,400	0.	0.	0.	0.
X1	15,700	0.	0.	0.	15,000	15,000	15,000	0.	0.	0.



PRINTED IN U.S.A.

VTT

BT	5,000	87,000	1064,600	1060,200	88,000	1064,600	1062,200	90,000	1064,600	1063,000
BT	92,000	1064,600	1062,200	93,000	1064,600	1060,200	0	0	0	0
GR	1067,800	0	1064,600	87,000	1060,000	87,000	1097,800	88,000	1055,500	90,000
GR	1057,800	92,000	1060,000	93,000	1064,600	93,000	1069,000	105,000	1069,600	170,000
X1	37,000	0	0	0	30,000	30,000	30,000	0	0,700	0
BT	5,000	87,000	1065,300	1060,900	88,000	1065,300	1062,900	90,000	1065,300	1063,700
BT	92,000	1065,300	1062,900	93,000	1065,300	1060,900	0	0	0	0
X1	37,500	0	0	0	50,000	50,000	50,000	0	0,900	0
BT	5,000	87,000	1066,100	1061,900	88,000	1066,100	1063,900	90,000	1066,100	1064,700
BT	92,000	1066,100	1063,900	93,000	1066,100	1061,900	0	0	0	0
ET	0	0	0	0	0	10,400	0	0	0	0
X1	38,000	0	0	0	50,000	50,000	50,000	0	0,900	0
BT	5,000	87,000	1067,100	1062,900	88,000	1067,100	1064,900	90,000	1067,100	1065,700
BT	92,000	1067,100	1064,900	93,000	1067,100	1062,900	0	0	0	0
ET	0	0	0	0	0	10,400	0	0	0	0
X1	38,500	0	0	0	50,000	50,000	50,000	0	0,900	0
BT	5,000	87,000	1068,100	1063,900	88,000	1068,100	1065,900	90,000	1068,100	1066,700
BT	92,000	1068,100	1065,900	93,000	1068,100	1063,900	0	0	0	0
X1	39,000	0	0	0	50,000	50,000	50,000	0	0,900	0
BT	5,000	87,000	1069,100	1064,900	88,000	1069,100	1066,900	90,000	1069,100	1067,700
BT	92,000	1069,100	1066,900	93,000	1069,100	1064,900	0	0	0	0
X1	39,500	0	0	0	50,000	50,000	50,000	0	0,900	0
BT	5,000	87,000	1070,100	1065,900	88,000	1070,100	1067,900	90,000	1070,100	1068,700
BT	92,000	1070,100	1067,900	93,000	1070,100	1065,900	0	0	0	0
X1	40,000	0	0	0	50,000	50,000	50,000	0	0,900	0
BT	5,000	87,000	1071,100	1066,900	88,000	1071,100	1068,900	90,000	1071,100	1069,700
BT	92,000	1071,100	1068,900	93,000	1071,100	1066,900	0	0	0	0
X1	40,500	0	0	0	50,000	50,000	50,000	0	0,900	0
BT	5,000	87,000	1072,100	1067,900	88,000	1072,100	1069,900	90,000	1072,100	1070,700
BT	92,000	1072,100	1069,900	93,000	1072,100	1067,900	0	0	0	0
X1	41,000	0	0	0	50,000	50,000	50,000	0	0,900	0
BT	5,000	87,000	1073,100	1068,900	88,000	1073,100	1070,900	90,000	1073,100	1071,700
BT	92,000	1073,100	1070,900	93,000	1073,100	1068,900	0	0	0	0
X1	41,500	0	0	0	50,000	50,000	50,000	0	0,900	0
BT	5,000	87,000	1074,100	1069,900	88,000	1074,100	1071,900	90,000	1074,100	1072,700
BT	92,000	1074,100	1071,900	93,000	1074,100	1069,900	0	0	0	0
X1	42,000	9,000	157,000	161,000	50,000	50,000	50,000	0	0,500	0
BT	2,000	157,000	1080,800	1076,500	161,000	1080,800	1076,500	0	0	0
GR	1085,000	20,000	1082,000	100,000	1080,800	157,000	1067,500	157,000	1067,500	161,000
GR	1080,700	161,000	1080,800	200,000	1082,000	250,000	1084,500	105,000	0	0
ET	0	0	0	0	0	6,400	0	0	0	0
X1	42,000	0	0	0	50,000	50,000	50,000	0	0,500	0

PRINTED IN U.S.A.

BT	2,000	157,000	1080,000	1076,000	101,000	1300,000	1076,500	0.	0.	0.
NE	0,270	0,270	0,000	0.	0.	0.	0.	0.	0.	0.
ET	0.	0.	0.	0.	0.	4,400	0.	0.	0.	0.
X1	42,600	10,000	130,000	170,000	10,000	10,000	10,000	0.	0,150	0.
GR	1085,000	0.	1082,000	50,000	1081,700	57,000	1079,600	100,000	1079,000	127,000
GR	1079,400	130,000	1069,100	145,000	1068,300	150,000	1069,200	154,000	1079,200	170,000
GR	1079,200	200,000	1079,700	222,000	1084,100	250,000	1084,900	255,000	0.	0.
X1	44,500	11,000	73,000	125,000	170,000	170,000	170,000	0.	0,700	0.
GR	1097,700	0.	1083,000	50,000	1077,300	73,000	1074,100	82,000	1072,400	87,000
GR	1073,900	93,000	1075,000	100,000	1076,100	106,000	1081,200	125,000	1095,300	150,000
GR	1097,400	158,000	0.	0.	0.	0.	0.	0.	0.	0.
X1	44,800	0.	0.	0.	10,000	10,000	10,000	0.	0,150	0.
X1	44,500	10,000	315,500	321,500	10,000	10,000	10,000	0.	-1,000	0.
GR	1102,000	0.	1097,200	250,000	1099,100	315,500	1077,500	315,500	1075,500	310,250
GR	1074,500	318,500	1075,500	320,750	1077,500	321,500	1099,100	321,500	1103,700	450,000
X1	44,600	10,000	315,500	321,500	10,000	10,000	10,000	0.	-0,500	0.
BT	5,000	315,500	1098,200	1077,500	316,250	1098,200	1079,500	318,500	1098,200	1080,500
BT	320,750	1098,200	1079,500	321,500	1098,200	1077,500	0.	0.	0.	0.
GR	1102,000	0.	1097,200	250,000	1099,100	315,500	1077,500	315,500	1075,500	316,250
GR	1074,500	318,500	1075,500	320,750	1077,500	321,500	1099,100	321,500	1103,700	450,000
X1	45,200	0.	0.	0.	60,000	60,000	60,000	0.	1,700	0.
BT	5,000	315,500	1100,300	1077,500	316,250	1100,300	1079,500	318,500	1100,300	1080,500
BT	320,750	1100,300	1079,500	321,500	1100,300	1077,500	0.	0.	0.	0.
ET	0.	0.	0.	0.	0.	12,400	0.	0.	0.	0.
X1	45,300	10,000	81,000	87,000	10,000	10,000	10,000	0.	-4,500	0.
BT	5,000	81,000	1101,300	1083,250	82,000	1101,300	1085,500	84,000	1101,300	1080,300
BT	86,000	1101,300	1085,500	87,000	1101,300	1083,250	0.	0.	0.	0.
GR	1104,800	0.	1102,300	81,000	1083,250	81,000	1081,000	82,000	1080,300	84,000
GR	1081,000	86,000	1083,250	87,000	1102,300	87,000	1099,000	200,000	1105,000	300,000
ET	0.	0.	0.	0.	0.	9,400	0.	0.	0.	0.
X1	45,900	0.	0.	0.	60,000	60,000	60,000	0.	2,200	0.
BT	5,000	81,000	1103,500	1083,250	82,000	1103,500	1085,500	84,000	1103,500	1080,300
BT	86,000	1103,500	1085,500	87,000	1103,500	1083,250	0.	0.	0.	0.
ET	0.	0.	0.	0.	0.	15,400	0.	0.	0.	0.
X1	46,200	0.	0.	0.	30,000	30,000	30,000	0.	0,900	0.
X1	46,800	0.	0.	0.	60,000	60,000	60,000	0.	1,700	0.
X1	47,000	8,000	43,000	66,000	20,000	20,000	20,000	0.	0.	0.
X2	10,000	0.	0.	0.	0.	0.	0.	1108,100	1108,100	0.
GR	1106,700	0.	1086,800	40,000	1085,300	43,000	1081,900	80,000	1081,700	50,000
GR	1081,700	53,000	1087,800	66,000	1091,400	100,000	0.	0.	0.	0.
X1	50,750	9,000	36,000	60,000	375,000	375,000	375,000	0.	0.	0.
GR	1106,800	0.	1092,700	70,000	1093,700	80,000	1093,100	81,000	1091,200	100,000

GR 1000,500 00,000 1000,000 100,000 1100,750 115,000 1100,000 150,000 0, 0,

X1 51,000 0, 0, 0, 25,000 25,000 25,000 0, 2,400 0,

X1 51,250 12,000 220,000 224,000 25,000 25,000 25,000 0, -2,500 0,  
BT 5,000 220,000 1105,000 1099,500 220,750 1105,000 1101,000 222,000 1105,000 1101,000  
BT 223,250 1105,000 1101,000 224,000 1105,000 1099,500 0, 0, 0,  
GR 1103,400 0, 1108,000 100,000 1107,500 150,000 1107,500 224,000 1102,000 220,000  
GR 1100,500 220,750 1100,100 222,000 1100,500 223,250 1102,000 224,000 1107,500 224,000  
GR 1107,700 250,000 1108,000 310,000 0, 0, 0, 0, 0, 0,

X1 51,750 12,000 220,000 224,000 50,000 50,000 50,000 0, 0, 0,  
BT 5,000 220,000 1107,500 1102,000 220,750 1107,500 1103,500 222,000 1107,500 1104,100  
BT 223,250 1107,500 1103,500 224,000 1107,500 1102,000 0, 0, 0,  
GR 1103,400 0, 1108,000 100,000 1107,500 150,000 1107,500 224,000 1102,000 220,000  
GR 1100,500 220,750 1100,100 222,000 1100,500 223,250 1102,000 224,000 1107,500 224,000  
GR 1107,700 250,000 1109,000 310,000 0, 0, 0, 0, 0, 0,

X1 52,000 13,000 70,000 78,000 25,000 25,000 25,000 0, 0, 0,  
X3 10,000 0, 0, 0, 0, 0, 0, 1107,500 1107,500 0,  
GR 1110,000 0, 1103,500 84,000 1103,300 50,000 1103,000 70,000 1100,800 72,000  
GR 1100,800 74,000 1101,000 78,000 1102,500 78,000 1102,500 100,000 1104,000 122,000  
GR 1109,700 138,000 1110,500 150,000 1110,000 159,000 0, 0, 0,

X1 52,250 0, 0, 0, 25,000 25,000 25,000 0, 0, 0,  
EJ 0, 0, 0, 0, 0, 0, 0, 0, 0,

PRINTED IN U.S.A.

\*\*\*\*\*  
HECZ RELEASE DATED NOV 76 UPDATED APR 1977  
ERROR CORR 01.02  
MODIFICATION 50,51,52,53  
\*\*\*\*\*

T1 HICKORY NC 00000000  
T2 FLOOD HAZARD EVALUATION 00000000  
T3 FITZ CREEK FLOODWAY 00000000

J1 ICHECK INQ NINV IDIR STRT METRIC HVINS 0 WSEL EQ  
0. 0. 0. 0' 0. 0. 0. 0. 1010.950 0.

J2 NPROP IPLOT PRVS XSECU HSECH PN ALLDC TBW CHNIM ITRACE  
15.000 0. 0. 5.000 100.000 0. 0. 0. 0. 0.

PRINTED IN U.S.A.

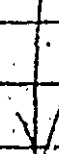
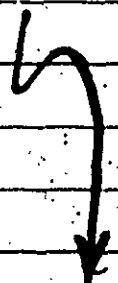
\*\*\*\*\*  
 MRCZ RELEASE DATED NOV 76 UPDATED AUG 1977  
 ERROR CORR = 01.02  
 MODIFICATION = 50,51,52,53  
 \*\*\*\*\*

NOTE: ASTERISK (\*) AT LEFT OF CROSS-SECTION NUMBER INDICATES MESSAGE IN SUMMARY OF ERRORS LIST

FITZ CREEK 100  
 SUMMARY PRINTOUT

	SECNO	CHSEL	DIPWSP	AREA	QLOB	QCH	QROB	SECNO
	NATURAL -1,000	1015.95	0,	27,41	250,89	258,14	590.97	1,00
	FLOODWAY -1,000 A	1016.95	1.00	23,25	181.33	311.37	667.31	1,00
	4,000	1020.41	0,	23,27	13.42	881.72	184.86	4,00
	4,000 B	1021.15	0.74	17,46	0,	1092.37	7.63	4,00
	7,000	1025.35	0,	27,23	510,01	411,04	178.94	7,00
	7,000 C	1026.19	0.81	19,88	583.72	515.34	0.95	7,00
	10,000	1028.87	0,	40,02	582.39	322.38	193.23	10,00
	10,000 D	1029.66	0.80	32,23	640.13	392.38	67.49	10,00
	12,300	1030.34	0,	29,48	60.50	725.29	314.20	12,30
	12,300 E	1031.17	0.82	24,08	0,	801.00	299.00	12,30
	17,000	1035.91	0,	17,12	73.98	889.60	136.42	17,00
	17,000 F	1036.76	0.85	11,77	0,	1086.70	13.30	17,00
	19,150	1041.66	0,	23,22	317.20	530.88	251.92	19,15
	19,150	1042.71	1.05	17,83	354.51	628.59	116.90	19,15
	19,350	1042.13	0,	24,49	327.28	516.87	253.86	19,35
	19,350 G	1043.16	1.03	18,29	367.83	609.63	122.50	19,35
	19,550	1043.43	0,	21,49	376.32	555.75	167.93	19,55
	19,550	1043.66	0.23	13,78	388.97	711.02	0,	19,55
	19,850	1044.65	0,	40,38	693.73	164.94	241.32	19,85
	19,850	1045.63	0.99	34,17	799.29	188.46	112.25	19,85
	20,000	1044.70	0,	52,98	261,01	643,90	199,10	20,00
	20,000 H	1045,70	1,00	42,55	235,90	748,97	118,13	20,00
	20,200	1044,75	0,	43,08	264,25	638,31	197,43	20,20
	20,200	1045,74	0,99	41,38	229,71	764,10	106,19	20,20
	25,350	1046,44	0,	11,89	0,	980,00	0,	25,35
	25,350	1047,40	0,96	14,27	0,	980,00	0,	25,35

Q-1100  
 Q-980



PRINTED IN U.S.A.

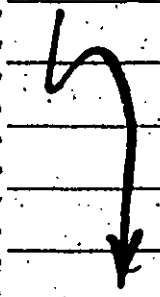
\*\*\*\*\*  
 MPC2 RELEASE DATED NOV 76 UPDATED APR 1977  
 ERROR CORR : 01,02  
 MODIFICATION = 50,51,52,53  
 \*\*\*\*\*

NOTE - ASTERISK (\*) AT LEFT OF CROSS-SECTION NUMBER INDICATES MESSAGE IN SUMMARY OF ERRORS LIST

FITZ CREEK 100  
 SUMMARY PRINTOUT

SECNO	CWSEL	DIFWSP	AREA	QLOB	QCH	QROB	SECNO
NATURAL -1,000	1015,95	0,	274,41	250,89	258,14	590,97	1,00
FLOODWAY -1,000 A	1016,95	1,00	230,25	121,33	311,37	667,31	1,00
4,000	1020,41	0,	230,27	33,42	881,72	184,86	4,00
4,000 B	1021,15	0,74	170,46	0,	1092,37	7,63	4,00
7,000	1025,35	0,	270,23	510,01	411,04	178,94	7,00
7,000 C	1026,19	0,81	197,88	583,72	515,34	0,95	7,00
10,000	1028,87	0,	405,02	582,39	322,38	195,23	10,00
10,000 D	1029,66	0,80	320,23	640,13	392,38	67,49	10,00
12,300	1030,34	0,	290,48	60,50	725,29	314,20	12,30
12,300 E	1031,17	0,82	240,08	0,	801,00	299,00	12,30
* 17,000	1035,91	0,	175,12	73,98	880,60	136,42	17,00
17,000 F	1036,76	0,85	117,77	0,	1086,70	13,30	17,00
19,150	1041,66	0,	230,22	317,20	530,88	251,92	19,15
19,150	1042,71	1,05	170,83	354,51	628,59	116,90	19,15
19,350	1042,13	0,	340,49	327,20	516,87	255,86	19,35
19,350 G	1043,16	1,03	180,29	367,83	609,63	122,54	19,35
* 19,550	1043,43	0,	210,49	376,32	555,75	167,93	19,55
* 19,550	1043,66	0,23	130,78	388,97	711,02	0,	19,55
19,850	1044,65	0,	400,30	603,73	164,94	241,32	19,85
19,850	1045,63	0,99	340,17	799,29	188,46	112,25	19,85
20,000	1044,70	0,	520,98	261,01	643,90	195,10	20,00
20,000	1045,70	1,00	420,55	255,90	748,97	115,13	20,00
Q-1100 20,200	1044,75	0,	530,08	264,25	638,31	197,43	20,20
20,200	1045,74	0,99	410,38	229,71	764,10	106,19	20,20
Q-980 25,350	1046,44	0,	110,89	0,	980,00	0,	25,35
25,350	1047,40	0,96	105,27	0,	980,00	0,	25,35

PRINTED IN U.S.A.



Q-1100

Q-980



PRINTED IN U.S.A.

SECNO	CWSEL	DIFWSP	ARPA	QLOB	QCM	QROB	SECNO
25,550	I 1047,06	0,	130,32	0,	980,00	0,	25,55
25,550	1047,75	0,69	150,89	0,	980,00	0,	25,55
* 25,700	1052,11	0,	171,63	720,26	241,40	18,34	25,70
* 25,700	1052,52	0,41	100,17	597,18	354,66	28,16	25,70
25,900	1053,27	0,	321,22	788,16	127,35	64,49	25,90
25,900	1054,40	1,14	260,48	813,34	143,83	22,23	25,90
26,100	1053,41	0,	411,93	355,54	613,33	11,14	26,10
26,100	1054,61	1,19	500,92	280,74	699,26	0,	26,10
30,200	K 1053,99	0,	181,05	0,	980,00	0,	30,20
30,200	1055,16	1,17	220,60	0,	980,00	0,	30,20
31,000	1054,74	0,	151,95	0,	980,00	0,	31,00
31,000	1055,56	0,82	180,00	0,	980,00	0,	31,00
31,500	1055,45	0,	145,73	0,	980,00	0,	31,50
31,500	1056,00	0,55	160,05	0,	980,00	0,	31,50
32,000	1056,25	0,	145,40	0,	980,00	0,	32,00
32,000	1056,58	0,33	151,15	0,	980,00	0,	32,00
32,750	1057,55	0,	131,05	0,	980,00	0,	32,75
32,750	1057,66	0,12	130,80	0,	980,00	0,	32,75
33,500	1058,98	0,	131,99	0,	980,00	0,	33,50
33,500	1059,01	0,03	130,02	0,	980,00	0,	33,50
35,600	1062,95	0,	132,10	0,	980,00	0,	35,60
35,600	1062,95	-0,01	131,58	0,	980,00	0,	35,60
36,000	1063,73	0,	131,04	0,	980,00	0,	36,00
36,000	1063,73	0,00	131,33	0,	980,00	0,	36,00
36,400	1064,61	0,	140,05	0,	980,00	0,	36,40
36,400	1064,61	-0,00	140,09	0,	980,00	0,	36,40
36,550	1064,82	0,	140,82	0,	980,00	0,	36,55
36,550	1064,82	-0,00	140,72	0,	980,00	0,	36,55
* 36,700	1068,67	0,	151,70	504,21	402,47	73,32	36,70
* 36,700	1068,88	0,22	97,90	448,96	509,95	21,09	36,70
37,000	1070,48	0,	265,07	687,11	227,06	65,83	37,00
37,000	1071,47	0,99	227,61	724,92	240,59	14,49	37,00
37,500	1071,49	0,	260,68	687,83	227,31	64,87	37,50
37,500	1072,10	0,81	220,13	717,00	240,68	14,32	37,50
38,000	1072,45	0,	270,74	689,23	225,94	64,82	38,00
38,000	1073,21	0,76	201,59	686,32	277,73	15,95	38,00
38,500	1073,39	0,	271,64	690,46	224,75	64,79	38,50
38,500	1074,27	0,88	207,58	693,73	270,49	15,78	38,50

Q=AV  
V=Q  
A

1130  
L  
A 1100

PRINTED IN U.S.A.

SECNO	CHSEL	DIFWSP	AREA	Q1.05	QCH	QROB	SECNO
39.000	1074.33	0.	274.55	688.74	225.36	64.89	39.00
39.000	1075.25	0.93	208.59	694.80	269.36	15.84	39.00
39.500	1075.27	0.	274.50	690.06	225.03	64.91	39.50
39.500	1076.22	0.95	208.27	695.75	268.39	15.86	39.50
40.000	1076.21	0.	277.73	691.61	223.53	64.86	40.00
40.000	1077.18	0.96	211.25	698.67	265.58	15.74	40.00
40.500	1077.15	0.	277.27	691.52	223.57	64.91	40.50
40.500	1078.11	0.96	211.03	698.78	265.46	15.76	40.50
41.000	1078.09	0.	277.15	690.88	224.02	65.00	41.00
41.000	1079.06	0.96	208.78	697.44	266.69	15.87	41.00
41.500	1079.04	0.	277.34	692.30	222.74	64.96	41.50
41.500	1080.01	0.97	211.99	698.39	264.81	15.79	41.50
42.000	1082.17	0.	187.40	214.19	305.26	440.54	42.00
42.000	1082.40	0.23	104.93	83.95	469.24	426.81	42.00
42.500	1084.07	0.	167.26	363.96	136.33	479.72	42.50
42.500	1085.09	1.01	137.30	342.31	128.64	509.04	42.50
42.600	1084.18	0.	113.22	180.02	646.00	153.98	42.60
42.600	1085.22	1.04	111.36	178.68	662.39	138.93	42.60
44.300	1084.18	0.	467.50	89.13	888.43	2.44	44.30
44.300	1085.21	1.03	442.23	4.57	975.43	0.	44.30
44.400	1084.18	0.	455.59	85.75	892.13	2.12	44.40
44.400	1085.21	1.03	434.51	1.15	978.85	0.	44.40
44.500	1083.73	0.	54.11	0.	980.00	0.	44.50
44.500	1083.75	0.03	54.28	0.	980.00	0.	44.50
44.600	1080.50	0.	28.50	0.	979.99	0.	44.60
44.600	1080.50	0.	28.50	0.	979.99	0.	44.60
45.200	1101.65	0.	455.99	942.92	27.08	0.	45.20
45.200	1101.83	0.18	120.75	947.95	32.05	0.	45.20
45.300	1101.72	0.	662.73	11.51	27.41	921.08	45.30
45.300	1101.98	0.26	698.07	0.	33.89	946.11	45.30
45.900	1101.75	0.	534.82	0.	38.25	981.75	45.90
45.900	1102.01	0.27	410.99	0.	45.58	978.42	45.90
46.200	1101.82	0.	882.11	7.18	273.21	899.61	46.20
46.200	1102.11	0.29	354.60	0.	429.98	550.02	46.20
46.800	1101.89	0.	293.99	0.	563.99	416.01	46.80
46.800	1102.21	0.32	167.66	0.	868.14	111.86	46.80
47.000	1102.07	0.	425.86	0.	980.00	0.	47.00
47.000	1102.91	0.83	445.05	0.	980.00	0.	47.00



SECNO CWSEL DTFWSP AREA Q108 Q2H Q308 SECNO

50.750 P 1102.31 0. 35.81 48.89 504.32 334.70 50.75

50.750 1103.16 0.85 231.36 0. 621.52 150.48 50.75

\* 51.000 1102.18 0. 139.00 6.18 900.19 73.63 51.00

51.000 1102.73 0.55 119.49 0. 980.00 0. 51.00

\* 51.250 1104.20 0. 128.58 921.85 52.15 0. 51.25

\* 51.250 1105.77 1.56 181.55 911.87 61.86 6.26 51.25

51.750 1107.17 0. 168.31 943.85 36.15 0. 51.75

51.750 1108.56 1.40 198.00 908.75 61.75 9.90 51.75

52.000 1107.89 0. 478.97 332.15 143.12 504.71 52.00

52.000 1108.96 1.16 367.78 304.50 198.01 477.48 52.00

52.250 Q 1107.84 0. 478.21 332.88 142.57 504.55 52.25

52.250 1109.00 1.16 371.58 304.70 197.11 478.19 52.25

*Dr AV*

PRINTED IN U.S.A.

FITZ CREEK 100  
SUMMARY PRINTOUT

SECNO	CHSEL	DIFWSP	DIFWSX	ELTRD	ELLC	BBTA	ENOST	SECNO
1.000	1015.95	0.	0.	0.	0.	58.37	174.46	1.00
1.000	1016.95	1.00	0.	0.	0.	90.00	139.94	1.00
4.000	1020.41	0.	0.46	0.	0.	57.94	154.13	4.00
4.000	1021.19	0.74	4.20	0.	0.	87.00	116.57	4.00
7.000	1025.35	0.	0.94	0.	0.	50.00	190.55	7.00
7.000	1026.14	0.81	0.01	0.	0.	107.46	157.27	7.00
10.000	1028.47	0.	1.51	0.	0.	80.00	189.33	10.00
10.000	1029.66	0.80	1.51	0.	0.	92.34	162.82	10.00
12.300	1030.34	0.	1.48	0.	0.	15.80	127.00	12.30
12.300	1031.17	0.82	1.80	0.	0.	24.00	74.17	12.30
17.000	1035.81	0.	0.37	0.	0.	51.14	182.58	17.00
17.000	1036.76	0.85	4.59	0.	0.	66.00	87.37	17.00
19.150	1041.66	0.	0.75	0.	0.	113.68	237.36	19.15
19.150	1042.71	1.05	0.95	0.	0.	165.94	203.94	19.15
19.350	1042.13	0.	0.47	0.	0.	111.12	288.27	19.35
19.350	1043.14	1.03	0.45	0.	0.	164.38	204.37	19.35
19.550	1043.43	0.	1.30	0.	0.	91.47	230.21	19.55
19.550	1043.66	0.23	0.49	0.	0.	146.42	189.00	19.55
19.850	1044.65	0.	1.21	1041.30	1039.50	72.28	253.43	19.85
19.850	1045.63	0.99	1.98	1041.30	1039.50	120.21	205.10	19.85
20.000	1044.70	0.	0.06	0.	0.	86.35	259.04	20.00
20.000	1045.70	1.00	0.07	0.	0.	137.28	214.04	20.00
20.200	1044.75	0.	0.05	0.	0.	85.82	259.44	20.20
20.200	1045.74	0.99	0.03	0.	0.	139.28	212.72	20.20
25.350	1046.44	0.	1.69	0.	0.	151.73	174.32	25.35
25.350	1047.40	0.96	1.66	0.	0.	150.67	174.81	25.35
25.550	1047.06	0.	0.62	0.	0.	151.04	174.44	25.55
25.550	1047.75	0.69	0.35	0.	0.	150.28	179.00	25.55
25.700	1052.11	0.	0.05	1050.70	1045.50	57.83	208.07	25.70
25.700	1052.52	0.41	0.77	1050.70	1045.50	132.73	181.78	25.70
25.900	1053.27	0.	1.14	1050.70	1045.50	38.55	223.30	25.90
25.900	1054.40	1.14	1.89	1050.70	1045.50	108.19	181.75	25.90
26.100	1053.41	0.	0.15	0.	0.	31.67	196.53	26.10
26.100	1054.61	1.19	0.20	0.	0.	108.12	174.00	26.10
30.200	1053.89	0.	0.57	0.	0.	58.40	94.04	30.20
30.200	1055.16	1.17	0.55	0.	0.	57.00	95.00	30.20

PRINTED IN U.S.A.

PRINTED IN U.S.A.

SECNO	CHSEL	DYPHAP	DYFUSK	ELTRD	ELLC	SSYA	ENDST	SECNO
31.000	1058.74	0.	0.75	0.	0.	60.38	93.25	31.00
31.000	1059.96	0.82	0.40	0.	0.	58.87	94.03	31.00
31.500	1055.43	0.	0.71	0.	0.	60.78	93.09	31.50
31.500	1056.00	0.55	0.48	0.	0.	59.51	93.61	31.50
32.000	1056.25	0.	0.80	0.	0.	61.01	93.00	32.00
32.000	1056.58	0.33	0.58	0.	0.	60.26	93.30	32.00
32.750	1057.55	0.	1.30	0.	0.	61.47	92.81	32.75
32.750	1057.66	0.12	1.09	0.	0.	61.20	92.92	32.75
33.500	1058.98	0.	1.43	0.	0.	61.40	92.88	33.50
33.500	1059.01	0.03	1.34	0.	0.	61.33	92.87	33.50
35.600	1062.95	0.	3.97	0.	0.	74.59	102.91	35.60
35.600	1062.95	-0.01	3.94	0.	0.	74.62	102.88	35.60
36.000	1063.73	0.	0.78	0.	0.	74.65	102.85	36.00
36.000	1063.73	0.00	0.79	0.	0.	74.63	102.87	36.00
36.400	1064.61	0.	0.88	0.	0.	73.82	103.77	36.40
36.400	1064.61	-0.00	0.87	0.	0.	73.82	103.77	36.40
36.550	1064.82	0.	0.21	0.	0.	73.88	103.70	36.55
36.550	1064.82	-0.00	0.21	0.	0.	73.88	103.70	36.55
36.700	1066.67	0.	3.85	1064.60	1063.00	7.85	105.00	36.70
36.700	1066.88	0.22	0.07	1064.60	1063.00	66.11	96.24	36.70
37.000	1070.48	0.	1.81	1065.30	1063.70	0.	105.00	37.00
37.000	1071.47	0.99	2.58	1065.30	1063.70	44.51	96.24	37.00
37.500	1071.49	0.	1.02	1066.10	1064.70	0.	105.00	37.50
37.500	1072.30	0.81	0.84	1066.10	1064.70	43.71	96.24	37.50
38.000	1072.45	0.	0.95	1067.10	1065.70	0.	105.00	38.00
38.000	1073.21	0.76	0.91	1067.10	1065.70	50.93	96.24	38.00
38.500	1073.39	0.	0.94	1068.10	1066.70	0.	105.00	38.50
38.500	1074.27	0.88	1.06	1068.10	1066.70	50.58	96.24	38.50
39.000	1074.33	0.	0.94	1069.10	1067.70	0.	105.00	39.00
39.000	1075.25	0.93	0.99	1069.10	1067.70	50.93	96.24	39.00
39.500	1075.27	0.	0.95	1070.10	1068.70	0.	105.00	39.50
39.500	1076.22	0.95	0.97	1070.10	1068.70	51.07	96.24	39.50
40.000	1076.21	0.	0.94	1071.10	1069.70	0.	105.00	40.00
40.000	1077.18	0.96	0.95	1071.10	1069.70	50.64	96.24	40.00
40.500	1077.15	0.	0.94	1072.10	1070.70	0.	105.00	40.50
40.500	1078.11	0.96	0.94	1072.10	1070.70	50.69	96.24	40.50
41.000	1078.09	0.	0.94	1073.10	1071.70	0.	105.00	41.00
41.000	1079.06	0.96	0.94	1073.10	1071.70	51.06	96.24	41.00

PRINTED IN U.S.A.

RECNO	CMSL	DYPHSP	DYFMSX	ELTRD	ELLC	SSYA	RNDST	SPCNO
31.000	1056.74	0.	0.75	0.	0.	60.34	93.27	31.00
31.000	1059.56	0.82	0.40	0.	0.	58.67	94.03	31.00
31.500	1055.45	0.	0.71	0.	0.	60.78	93.09	31.50
31.500	1056.00	0.55	0.48	0.	0.	59.51	93.61	31.50
32.000	1056.25	0.	0.80	0.	0.	61.01	93.00	32.00
32.000	1056.58	0.33	0.58	0.	0.	60.26	93.30	32.00
32.750	1057.53	0.	0.30	0.	0.	61.47	92.81	32.75
32.750	1057.66	0.12	0.09	0.	0.	61.20	92.92	32.75
33.500	1058.98	0.	0.43	0.	0.	61.80	92.88	33.50
33.500	1059.01	0.03	0.34	0.	0.	61.33	92.87	33.50
35.600	1062.95	0.	0.97	0.	0.	74.59	102.91	35.60
35.600	1062.95	-0.01	0.98	0.	0.	74.62	102.88	35.60
36.000	1063.73	0.	0.78	0.	0.	74.65	102.85	36.00
36.000	1063.73	0.00	0.79	0.	0.	74.63	102.87	36.00
36.400	1064.61	0.	0.88	0.	0.	73.82	103.77	36.40
36.400	1064.61	-0.00	0.87	0.	0.	73.82	103.77	36.40
36.550	1064.82	0.	0.21	0.	0.	73.88	103.70	36.55
36.550	1064.82	-0.00	0.21	0.	0.	73.88	103.70	36.55
36.700	1068.67	0.	0.85	1064.60	1063.00	7.85	105.00	36.70
36.700	1068.88	0.22	0.07	1064.60	1063.00	66.11	96.24	36.70
37.000	1070.48	0.	0.81	1069.30	1063.70	0.	105.00	37.00
37.000	1071.47	0.99	0.58	1065.30	1063.70	44.51	96.24	37.00
37.500	1071.49	0.	0.02	1066.10	1064.70	0.	105.00	37.50
37.500	1072.30	0.81	0.84	1066.10	1064.70	43.71	96.24	37.50
38.000	1072.45	0.	0.95	1067.10	1065.70	0.	105.00	38.00
38.000	1073.21	0.76	0.91	1067.10	1065.70	50.93	96.24	38.00
38.500	1073.39	0.	0.94	1068.10	1066.70	0.	105.00	38.50
38.500	1074.27	0.88	0.06	1068.10	1066.70	50.58	96.24	38.50
39.000	1074.33	0.	0.94	1069.10	1067.70	0.	105.00	39.00
39.000	1075.25	0.93	0.99	1069.10	1067.70	50.93	96.24	39.00
39.500	1075.27	0.	0.95	1070.10	1068.70	0.	105.00	39.50
39.500	1076.22	0.95	0.97	1070.10	1068.70	51.07	96.24	39.50
40.000	1076.21	0.	0.94	1071.10	1069.70	0.	105.00	40.00
40.000	1077.18	0.96	0.95	1071.10	1069.70	50.64	96.24	40.00
40.500	1077.15	0.	0.94	1072.10	1070.70	0.	105.00	40.50
40.500	1078.11	0.96	0.94	1072.10	1070.70	50.69	96.24	40.50
41.000	1078.09	0.	0.94	1073.10	1071.70	0.	105.00	41.00
41.000	1079.06	0.96	0.94	1073.10	1071.70	51.06	96.24	41.00

PRINTED IN U.S.A.

SECNO	CHSEL	DIFMRP	DIFMSX	ELTRD	ELLC	SSTA	ENDBT	SECNO
41.500	1079.04	0.	0.95	1074.10	1072.70	0.	103.00	41.50
41.500	1080.01	0.97	0.95	1074.10	1072.70	50.79	96.24	41.50
* 42.000	1082.17	0.	3.13	1080.60	1076.50	88.34	261.31	42.00
* 42.000	1082.40	0.23	3.40	1080.60	1076.50	150.92	208.60	42.00
42.500	1084.07	0.	1.60	1080.60	1076.50	64.95	283.98	42.50
42.500	1085.09	1.01	3.68	1080.60	1076.50	123.02	230.35	42.50
42.600	1084.18	0.	0.11	0.	0.	16.09	249.58	42.60
42.500	1085.22	1.04	0.14	0.	0.	73.59	218.28	42.60
44.300	1084.18	0.	0.00	0.	0.	48.36	128.05	44.30
44.300	1085.21	1.03	0.01	0.	0.	71.74	125.00	44.30
44.400	1084.18	0.	0.00	0.	0.	48.86	128.78	44.40
44.400	1085.21	1.03	0.00	0.	0.	72.48	125.00	44.40
* 44.500	1083.73	0.	0.46	0.	0.	315.50	321.50	44.50
* 44.500	1083.75	0.03	1.46	0.	0.	315.50	321.50	44.50
* 44.600	1080.50	0.	0.23	1088.20	1080.50	315.50	321.50	44.60
* 44.600	1080.50	0.	0.25	1088.20	1080.50	315.50	321.50	44.60
45.200	1101.65	0.	21.15	1100.30	1080.50	80.73	359.21	45.20
45.200	1101.83	0.18	21.33	1100.30	1080.50	205.12	321.50	45.20
45.300	1101.72	0.	0.07	1101.30	1086.30	0.	300.00	45.30
45.300	1101.98	0.26	0.15	1101.30	1086.30	81.00	233.90	45.30
45.900	1101.75	0.	0.03	1103.50	1086.30	24.37	284.13	45.90
45.900	1102.01	0.27	0.04	1103.50	1086.30	81.00	214.67	45.90
46.200	1101.82	0.	0.07	0.	0.	51.32	270.27	46.20
46.200	1102.11	0.29	0.09	0.	0.	81.00	175.27	46.20
46.800	1101.89	0.	0.08	0.	0.	81.00	243.23	46.80
46.800	1102.21	0.32	0.10	0.	0.	81.00	154.58	46.80
47.000	1102.07	0.	0.18	0.	0.	43.00	66.00	47.00
47.000	1102.91	0.83	0.70	0.	0.	43.00	66.00	47.00
50.750	1102.31	0.	0.24	0.	0.	19.17	122.41	50.75
50.750	1103.16	0.85	0.26	0.	0.	38.00	72.65	50.75
* 51.000	1102.18	0.	0.13	0.	0.	32.37	102.15	51.00
* 51.000	1102.73	0.55	0.48	0.	0.	38.00	60.00	51.00
* 51.250	1104.20	0.	0.02	1105.00	1101.60	0.	224.00	51.25
* 51.250	1105.77	1.56	0.04	1105.00	1101.60	44.54	231.03	51.25
51.750	1107.17	0.	3.96	1107.50	1104.10	0.	224.00	51.75
51.750	1108.56	1.40	3.80	1107.50	1104.10	57.59	231.03	51.75
52.000	1107.80	0.	0.64	0.	0.	14.87	132.67	52.00
52.000	1108.96	1.16	0.40	0.	0.	49.33	107.15	52.00

FITZ CREEK 100  
SUMMARY PRINTOUT

PRINTED IN U.S.A.

SECNO	STCHL	STCHR	SENO	STENCL	STENCR	TOPWID	DATA	ENDST	SECNO
A 1.000	97.00	104.00	1.00	0.	0.	116.09	58.37	174.46	1.00
A 1.000	97.00	104.00	1.00	90.00	139.94	49.94	90.00	139.94	1.00
B 4.000	87.00	115.00	4.00	0.	0.	96.18	57.94	154.13	4.00
B 4.000	87.00	115.00	4.00	87.00	116.57	29.57	87.00	116.57	4.00
C 7.000	145.00	157.00	7.00	0.	0.	140.55	50.00	190.55	7.00
C 7.000	145.00	157.00	7.00	107.46	157.27	49.81	107.46	157.27	7.00
D 10.000	145.00	157.00	10.00	0.	0.	149.37	50.00	199.37	10.00
D 10.000	145.00	157.00	10.00	92.34	162.82	70.49	92.34	162.82	10.00
E 12.300	26.00	44.00	12.30	0.	0.	111.24	15.80	127.04	12.30
E 12.300	26.00	44.00	12.30	26.00	74.17	48.17	26.00	74.17	12.30
* F 17.000	66.00	84.00	17.00	0.	0.	91.23	51.34	142.58	17.00
* F 17.000	66.00	84.00	17.00	66.00	87.37	21.37	66.00	87.37	17.00
19.150	189.00	198.00	19.15	0.	0.	121.68	113.68	237.36	19.15
19.150	189.00	198.00	19.15	165.96	203.97	38.00	165.96	203.96	19.15
G 19.350	189.00	198.00	19.35	0.	0.	127.19	111.12	238.27	19.35
G 19.350	189.00	198.00	19.35	144.38	204.37	39.99	144.38	204.37	19.35
* 19.550	182.00	189.00	19.55	0.	0.	138.74	91.47	230.21	19.55
* 19.550	182.00	189.00	19.55	146.42	189.00	42.58	146.42	189.00	19.55
19.850	182.00	189.00	19.85	0.	0.	181.35	72.28	253.63	19.85
19.850	182.00	189.00	19.85	120.21	205.30	85.09	120.21	205.30	19.85
H 20.000	177.00	200.00	20.00	0.	0.	172.71	86.38	259.09	20.00
H 20.000	177.00	200.00	20.00	137.22	214.04	76.82	137.22	214.04	20.00
20.200	177.00	200.00	20.20	0.	0.	173.62	85.82	259.44	20.20
20.200	177.00	200.00	20.20	139.28	212.72	73.44	139.28	212.72	20.20
25.350	150.00	176.00	25.35	0.	0.	22.59	151.73	174.32	25.35
25.350	150.00	176.00	25.35	150.00	176.00	24.15	150.07	174.61	25.35
I 25.550	150.00	176.00	25.55	0.	0.	23.60	151.04	174.64	25.55
I 25.550	150.00	176.00	25.55	150.00	176.00	24.72	150.28	175.00	25.55
* 25.700	169.00	175.00	25.70	0.	0.	150.24	57.83	208.07	25.70
* 25.700	169.00	175.00	25.70	132.73	181.76	49.03	132.73	181.75	25.70
25.900	169.00	175.00	25.90	0.	0.	184.84	38.55	223.39	25.90
25.900	169.00	175.00	25.90	108.19	181.75	73.56	108.19	181.75	25.90
J 26.100	145.00	174.00	26.10	0.	0.	158.86	31.67	190.53	26.10
J 26.100	145.00	174.00	26.10	109.12	174.00	64.88	109.12	174.00	26.10
K 30.200	57.00	95.00	30.20	0.	0.	35.66	58.40	94.06	30.20
K 30.200	57.00	95.00	30.20	87.00	95.00	38.00	57.00	95.00	30.20

PRINTED IN U.S.A.

SENO	STCHL	STCHR	SENO	STENCL	STENCR	TOPID	ASTA	ENDBT	SENO
31.000	57.00	95.00	31.00	0.	0.	32.93	60.34	93.27	31.00
31.000	57.00	95.00	31.00	57.00	95.00	33.57	58.47	94.03	31.00
31.500	57.00	95.00	31.50	0.	0.	32.32	60.78	93.09	31.50
31.500	57.00	95.00	31.50	57.00	95.00	34.09	59.51	93.61	31.50
32.000	57.00	95.00	32.00	0.	0.	31.98	61.01	93.00	32.00
32.000	57.00	95.00	32.00	57.00	95.00	33.05	60.26	93.30	32.00
32.750	57.00	95.00	32.75	0.	0.	31.34	61.47	92.81	32.75
32.750	57.00	95.00	32.75	57.00	95.00	31.72	61.20	92.92	32.75
33.500	57.00	95.00	33.50	0.	0.	31.43	61.40	92.84	33.50
33.500	57.00	95.00	33.50	57.00	95.00	31.54	61.33	92.87	33.50
35.600	72.00	105.00	35.60	0.	0.	28.32	74.59	102.91	35.60
35.600	72.00	105.00	35.60	72.00	105.00	28.26	74.62	102.88	35.60
36.000	72.00	105.00	36.00	0.	0.	28.21	74.65	102.85	36.00
L 36.000	72.00	105.00	36.00	72.00	105.00	28.24	74.63	102.87	36.00
36.400	72.00	105.00	36.40	0.	0.	29.95	73.82	103.77	36.40
36.400	72.00	105.00	36.40	72.00	105.00	29.95	73.82	103.77	36.40
36.550	72.00	105.00	36.55	0.	0.	29.82	73.88	103.70	36.55
36.550	72.00	105.00	36.55	72.00	105.00	29.81	73.88	103.70	36.55
* 36.700	87.00	93.00	36.70	0.	0.	97.15	7.85	105.00	36.70
* 36.700	87.00	93.00	36.70	86.11	96.24	30.13	66.11	96.24	36.70
37.000	87.00	93.00	37.00	0.	0.	105.00	0.	105.00	37.00
37.000	87.00	93.00	37.00	84.51	96.24	51.73	44.51	96.24	37.00
37.500	87.00	93.00	37.50	0.	0.	105.00	0.	105.00	37.50
37.500	87.00	93.00	37.50	43.71	96.24	52.53	43.71	96.24	37.50
38.000	87.00	93.00	38.00	0.	0.	105.00	0.	105.00	38.00
38.000	87.00	93.00	38.00	50.93	96.24	45.31	50.93	96.24	38.00
38.500	87.00	93.00	38.50	0.	0.	105.00	0.	105.00	38.50
38.500	87.00	93.00	38.50	50.58	96.24	45.66	50.58	96.24	38.50
39.000	87.00	93.00	39.00	0.	0.	105.00	0.	105.00	39.00
39.000	87.00	93.00	39.00	40.93	96.24	45.31	50.93	96.24	39.00
M 39.500	87.00	93.00	39.50	0.	0.	105.00	0.	105.00	39.50
39.500	87.00	93.00	39.50	41.07	96.24	45.17	51.07	96.24	39.50
40.000	87.00	93.00	40.00	0.	0.	105.00	0.	105.00	40.00
40.000	87.00	93.00	40.00	50.64	96.24	45.60	50.64	96.24	40.00
40.500	87.00	93.00	40.50	0.	0.	105.00	0.	105.00	40.50
40.500	87.00	93.00	40.50	50.69	96.24	45.55	50.69	96.24	40.50
41.000	87.00	93.00	41.00	0.	0.	105.00	0.	105.00	41.00
41.000	87.00	93.00	41.00	51.06	96.24	45.18	51.06	96.24	41.00

PRINTED IN U.S.A.

SECNO	STCHL	STCHR	SENO	STENCL	STENCR	TOPWID	SSTA	ENDST	SECNO
41.500	87.00	93.00	41.50	0.	0.	105.00	0.	105.00	41.50
41.500	87.00	93.00	41.50	90.79	96.24	45.45	50.79	96.24	41.50
* 42.000	157.00	161.00	42.00	0.	0.	172.97	68.34	261.31	42.00
* 42.000	157.00	161.00	42.00	150.82	208.60	37.68	150.92	208.60	42.00
42.500	157.00	161.00	42.50	0.	0.	219.02	64.95	283.98	42.50
N 42.500	157.00	161.00	42.50	123.02	230.35	107.33	123.02	230.35	42.50
42.600	130.00	178.00	42.60	0.	0.	233.49	16.09	249.58	42.60
N 42.600	130.00	178.00	42.60	73.80	218.28	184.69	73.50	218.28	42.60
44.300	73.00	125.00	44.30	0.	0.	80.69	48.36	129.05	44.30
44.300	73.00	125.00	44.30	71.74	125.00	53.26	71.74	125.00	44.30
44.400	73.00	125.00	44.40	0.	0.	79.92	46.86	126.78	44.40
44.400	73.00	125.00	44.40	72.48	125.00	52.52	72.48	125.00	44.40
* 44.500	315.50	321.50	44.50	0.	0.	6.00	315.50	321.50	44.50
* 44.500	315.50	321.50	44.50	315.50	321.50	6.00	315.50	321.50	44.50
* 44.600	315.50	321.50	44.60	0.	0.	6.00	315.50	321.50	44.60
* 44.600	315.50	321.50	44.60	0.	0.	6.00	315.50	321.50	44.60
45.200	315.50	321.50	45.20	0.	0.	278.47	80.73	359.21	45.20
45.200	315.50	321.50	45.20	205.12	321.50	116.38	205.12	321.50	45.20
45.300	81.00	87.00	45.30	0.	0.	300.00	0.	300.00	45.30
45.300	81.00	87.00	45.30	81.00	233.90	152.90	81.00	233.90	45.30
45.900	81.00	87.00	45.90	0.	0.	259.75	24.37	284.13	45.90
45.900	81.00	87.00	45.90	81.00	214.67	133.67	81.00	214.67	45.90
46.200	81.00	87.00	46.20	0.	0.	218.94	51.32	270.27	46.20
46.200	81.00	87.00	46.20	81.00	175.27	94.27	81.00	175.27	46.20
46.800	81.00	87.00	46.80	0.	0.	138.04	81.00	219.23	46.80
46.800	81.00	87.00	46.80	81.00	154.59	60.29	81.00	154.58	46.80
0 47.000	43.00	66.00	47.00	0.	0.	23.00	43.00	66.00	47.00
0 47.000	43.00	66.00	47.00	43.00	66.00	23.00	43.00	66.00	47.00
P 50.750	38.00	60.00	50.75	0.	0.	103.24	19.17	122.41	50.75
P 50.750	38.00	60.00	50.75	38.00	72.65	34.65	38.00	72.65	50.75
* 51.000	38.00	60.00	51.00	0.	0.	69.79	32.37	102.15	51.00
* 51.000	38.00	60.00	51.00	38.00	60.00	22.00	38.00	60.00	51.00
* 51.250	220.00	224.00	51.25	0.	0.	75.80	0.	224.00	51.25
* 51.250	220.00	224.00	51.25	84.54	231.04	186.49	44.50	231.03	51.25
51.750	220.00	224.00	51.75	0.	0.	85.91	0.	224.00	51.75
51.750	220.00	224.00	51.75	87.59	231.03	173.44	57.59	231.03	51.75
52.000	70.00	78.00	52.00	0.	0.	117.80	14.87	132.67	52.00
52.000	70.00	78.00	52.00	49.33		57.82	49.33	107.19	52.00